

**ZAMFARA STATE OF NIGERIA**

# **ANKA LOCAL GOVERNMENT**

**Report And Financial Statements  
(IPSAS - CASH)**



**For The Year Ended  
31st December, 2019**

**ANKA LOCAL GOVERNMENT**  
**ACCOUNTS FOR THE YEAR ENDED 31<sup>ST</sup> DECEMBER, 2019**

<b>CONTENTS</b>	<b>PAGES</b>
SOLE ADMINISTRATOR'S REPORT	2
FINANCE DIRECTOR'S REPORT	3
AUDITOR'S REPORT	4-5
ACCOUNTING POLICIES	6-7
CASH FLOW STATEMENT	8-10
STATEMENT OF ASSETS AND LIABILITIES	11-12
STATEMENT OF CONSOLIDATED REVENUE FUND	13-14
STATEMENT OF CAPITAL DEVELOPMENT FUND	15
NOTES TO THE ACCOUNTS	16-23
CERTIFICATIONS OF BANK BALANCES	24-36



**ZAMFARA STATE OF NIGERIA**  
**ANKA LOCAL GOVERNMENT COUNCIL**  
**OFFICE OF THE EXECUTIVE CHAIRMAN**  
**ANKA LOCAL GOVERNMENT**

Your Ref LGA/AA/VOL.III/019

Our Ref

Date 17th August, 2020


## **SOLE ADMINISTRATOR'S REPORT**

The Annual Financial Report for the fiscal year 2019 contains a report of the financial operations and the Financial Statements of the Local Government. The purpose of this Annual Financial Report is to provide, in a single document, basic financial information that gives a succinct, yet comprehensive summary of the financial position and operation of the Local Government.

The Statements were prepared in compliance with the Finance (Control and Management) **Act Cap 1958** as amended and in compliance with International Public Sector Accounting Standard (**IPSAS CASH**). The financial position and performance of the Local Government are adequately highlighted in the Statements which include the Cash Flow Statement, Statement of Assets and Liabilities, Statement of Consolidated Revenue Fund and Statement of Capital Development Fund.

The information provided by the Statements are intended to meet the need of users which include Taxpayers, Members of the Legislature, Policy Analysts, the Media, Investors, Creditors and International Financial Agencies.

The Statements of the Local Government for the fiscal year 2019 were examined and certified by the Auditor General for Local Governments in accordance with the provisions of Local Government relevant laws. Based on the opinion of the Auditor General the Statements were fairly presented in all material respects. Therefore the Financial Position and Report of Anka Local Government as at 31<sup>st</sup> December, 2019 are hereby recommended for public use.

  
.....  
Hon. Ahmad Balarabe Anka  
Sole Administrator



**ZAMFARA STATE OF NIGERIA**  
**ANKA LOCAL GOVERNMENT COUNCIL**  
**OFFICE OF THE EXECUTIVE CHAIRMAN**  
**ANKA LOCAL GOVERNMENT**

Your Ref LGA/AA/VOL.III/019 Our Ref \_\_\_\_\_ Date 17th August, 2020

**FINANCE DIRECTOR'S REPORT TO THE COUNCIL MEMBERS OF ANKA  
LOCAL GOVERNMENT**

We have prepared the Local Government Accounts, together with accompanying schedules as set out on page 8 - 22 for the year ended 31st December, 2019 under Historical Cost Convention and in accordance with International Public Sector Accounting Standard (IPSAS CASH).

In fulfillment of my accounting and reporting responsibilities as Director of Finance, I ensure that adequate internal control measures are installed to provide reasonable assurance that the transactions recorded are within statutory authority and truly reflect the use of all public financial resources by the Local Government. The accounts which are prepared in accordance with the provision of the Finance (Control and Management) Act 1958 as amended reflect the true Financial Position of the Local Government and its operations for the year ended 31st December, 2019.

The efforts of all staffers of the Department and other related Departments in the Local Government are worthy of mention and recognition in the compilation of this annual financial report.



.....  
**Alh. Rufa'i Shehu Gusau**  
**Director Finance & Supply**  
ANKA LOCAL GOVERNMENT  
ZAMFARA STATE  
NIGERIA



# OFFICE OF THE AUDITOR GENERAL FOR LOCAL GOVERNMENTS ZAMFARA STATE OF NIGERIA

Telephone:- 204868 Telegrams:-

P.M.B. 01015, Gusau

Date: 21<sup>st</sup> August, 2020

Ref. No: LGA/AA/VOL.II/102

## AUDITOR'S GENERAL CERTIFICATION ANKA LOCAL GOVERNMENT ACCOUNTS

We have audited the 2019 Accounts of ANKA Local Government Council set out on page 8 - 22 which have been prepared under Historical Cost Convention and on the basis of Significant Accounting Policy set out on page 6.

### DIRECTOR OF FINANCE AND AUDITOR GENERAL FOR LOCAL GOVERNMENT RESPONSIBILITIES

In accordance with section 90 of the Local Government law 2012 of Zamfara State and section 24 of the Public Finance (Control and Management) Act 1958 as amended, the Director of Finance is responsible for the preparation of the Financial Statements which he did on International Public Sector Accounting Standards (IPSAS CASH), while it is my responsibility to audit and form an independent opinion on the Financial Statements.

### BASIS OF OPINION

The audit was conducted in compliance with section 98 of the Local Government **law 2012** of Zamfara State of Nigeria and Chapter 39.1 of the Financial Memoranda for Local Governments. The audit was also conducted in accordance with Generally Accepted Auditing Standards for Public Sector Accounts and in compliance with the provision of International Organization of Supreme Audit Institutions **INTOSAI**

An audit includes examination on test basis of evidence relevant to the figures disclose in the Financial Statements. The audit was planned and performed to obtained information and explanations considered adequate in order to provide sufficient evidence to give reasonable assurance that the Financial Statements are free from material mis-statement. In addition, projects and programmes were verified in line with responsibility as required by law, the financial statements have been certified, subject to comments and observation contained in my report.

### **OPINION**

In my opinion, subject to the observation/comments contained in my report, the statements give a true and fair view of the Financial transaction of ANKALocal Government of Zamfara State for the year ended and the Financial position as at 31st December, 2019 and of its surplus of income over expenditure and cash flow statement for the year ended on that date.



---

**Alh. Abubakar Danmaliki CNA**  
Auditor General  
(Local Government)

## **1.0 ACCOUNT POLICIES**

The following are the significant accounting policies adopted by the Local Government Council in the preparation of these accounts.

### **1.1 ACCOUNTING CONVENTION**

These accounts have been prepared in accordance with Historical Cost Convention.

### **1.2 BASIS OF ACCOUNTING**

Basis of accounting refers to the method employed in the recording and reporting of transactions. Therefore the basis of accounting in the Local Government Council is on International Public Sector Accounting Standards (IPSAS CASH). Under the cash basis accounting, revenue is recognized only when cash are received and expenses are recorded here they are paid in cash.

### **1.3 RECEIPTS**

These are cash inflows within the Financial Year. They comprise of receipts from Statutory Allocations, Taxes, External Assistance, Other Aid and Grants, other borrowings, capital receipts (Sale of Government Assets etc), Receipts from Trading activities and other receipts.

### **1.4 PAYMENTS**

These are recurrent and capital cash outflows made during the financial year and are categorized by sector in the statement of cash and payments.

Payments for purchase of items of capital nature (PPE) are expensed in the year in which the item has been purchased. It is disclosed under capital

## **1.5 LOAN REPAYMENTS**

Cash receipts from loans granted to other agencies and Government are classified under loan repayments in the Statement of Receipts and Payments. Amount disclosed are actual received during the year.

## **1.6 INVESTMENTS**

Cash payments made for investment purposes such as purchase of Government Stock, Treasury Bills Certificates of Deposit, are capital costs and are disclosed as purchase of financial instruments or may be given an appropriate name as the case may be. They are separately disclosed in the GPFS (Statement of Receipts and Payments) under capital payments.

## **1.7 ADVANCES**


The Government policy specifically states that all advances shall be retired before the end of the financial year. However should circumstances occur (including an Emergency) where either an advance is given out close to the financial year end or an advance already given could not be accounted for, such an advance (or balance outstanding) shall be treated as cash equivalent since there shall be no proof that such funds have been utilized.



# ANKA LOCAL GOVERNMENT

## CASHFLOW STATEMENT FOR THE YEAR ENDED 31st DECEMBER, 2019

ANNUAL BUDGET 2019 K£	NOTES	ACTUAL 2019 K£	ACTUAL 2018 K£
<b>CashFlows from Operating Activities:</b>			
<b>Receipts:</b>			
1,893,032,590	1	1,589,997,555	1,743,216,566
372,732,210		377,930,133	363,215,438
-		641,169,164	1,055,770,999
-		-	-
-	2	790,034,860	381,476,148
-	3	2,156,304	194,342,300
<b>2,265,764,800</b>		<b>3,401,288,015</b>	<b>3,738,021,451</b>
<b>Sub-Total- Statutory Allocation</b>			
-	4	26,198,748	-
76,259,080	4	4,655,159	23,714,700
-	4	-	-
-	4	-	-
52,078,110	4	7,077,269	40,346,600
-	4	3,875,787	39,137,050
9,795,620	4	-	-
53,054,240	4	29,844,579	55,315,670
-	4	-	10,234,200
-	4	6,615,477	-
-	4	-	-
-	4	-	-
-	4	-	-
-	4	3,901,495	-
<b>191,187,050</b>		<b>82,168,515</b>	<b>168,748,220</b>
<b>Sub-Total-Independent Revenue</b>			
Other Revenue Sources of the L/Govt.			
<b>2,456,951,850</b>		<b>3,483,456,530</b>	<b>3,906,769,671</b>
<b>Total Receipts</b>			

  
 Director Finance & Supply



# ANKA LOCAL GOVERNMENT

ANNUAL  
BUDGET 2019  
₺

	NOTE	ACTUAL 2019 ₺	ACTUAL 2018 ₺
<b>Movement in Other Cash Equivalent Accounts</b>			
(Increase)/Decrease in Investments			
Net (Increase)/Decrease in Other Cash Equipments			
<b>Total Cashflows from other cash equivalent Accounts</b>			
- Net Cash for the year		103,975,480	1,194,382
Cash & Its Equivalent as at 1st January		18,281,485	17,087,103
Cash & Its Equivalent as at 31st December		<b>122,256,965</b>	<b>18,281,485</b>

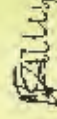


Director Finance & Supply

# ANKA LOCAL GOVERNMENT

## STATEMENT OF ASSETS AND LIABILITIES AS AT 31st DECEMBER, 2019

	NOTE	ACTUAL 2019 ₹	ACTUAL 2018 ₹
<b>ASSETS:-</b>			
<b>Liquid Assets:-</b>			
Cash Held by Director Finance & Supply			
- Other Bank of the Treasury	12	99,654,171	432,978
- Cash Balance of Trust & Other Funds of the LGC		-	717,420,262
- Cash Balance with Sub-Treasurer			
- Cash Held by Department & Agencies	13	22,602,794	12,043,507
<b>TOTAL LIQUID ASSETS</b>		<b>122,256,965</b>	<b>729,896,747</b>
<b>Investments and Other Cash Assets:</b>			
Local Government Investments	14	89,530,547	89,530,547
Imprest			
Advances	15	125,480,470	11,718,939
Revolving Loans Granted			
Intangible Assets			
<b>TOTAL INVESTMENTS AND OTHER CASH ASSETS</b>		<b>215,011,017</b>	<b>101,249,486</b>
<b>TOTAL ASSETS</b>		<b>337,267,982</b>	<b>831,146,233</b>



Director Finance & Supply

# ANKA LOCAL GOVERNMENT

	NOTE	ACTUAL 2019 ₦	ACTUAL 2018 ₦
<b><u>LIABILITIES:-</u></b>			
<b><u>PUBLIC FUNDS</u></b>			
Consolidated Revenue Fund	16	122,256,965	18,281,485
Capital Development Fund			
Trust & Other Public Funds		192,408,223	83,400,979
<b>TOTAL PUBLIC FUNDS</b>		<b>314,665,188</b>	<b>101,682,464</b>
<b><u>EXTERNAL AND INTERNAL LOANS</u></b>			
External Loans: LGC		-	717,420,262
LGC Bonds & Treasury Bonds			
Nigerian Treasury Bills (NTB)			
Development Loan Stock			
Other Internal Loans (Promissory Notes)			
Internal Loans from Other Funds			
<b>TOTAL EXTERNAL AND INTERNAL LOANS</b>		<b>-</b>	<b>717,420,262</b>
<b><u>OTHER LIABILITIES</u></b>			
Deposits:-	17	22,602,794	12,043,507
<b>TOTAL LIABILITIES</b>		<b>337,267,982</b>	<b>831,146,233</b>

# ANKA LOCAL GOVERNMENT

## STATEMENT OF CONSOLIDATED REVENUE FUND FOR THE YEAR ENDED 31st DECEMBER, 2019

ACTUAL 2018 ₺	NOTES	ACTUAL 2019 ₺	FINAL BUDGET 2019 ₺	INITIAL/ORIGINAL BUDGET 2019 ₺	SUPPLEMENTARY BUDGET 2019 ₺	VARIANCE ON FINAL BUDGET 2019 %
17,087,103	Opening Balance:	18,281,485				
<b>ADD: REVENUE</b>						
1,743,216,566	Statutory Allocation	1,589,997,555	1,893,032,590	1,893,032,590		84
363,215,438	Value Added Tax Allocation	377,930,133	372,732,210	372,732,210		101
1,055,770,999	Excess Paris Club Refund	641,169,164	-			
	Transfer from Federal Government (Refund)	-				
381,476,148	Transfer from other Government Agencies	790,034,860	-			
194,342,300	Other Transfers	2,156,304	-			
<b>3,755,108,554</b>	<b>Sub-Total-Statutory Allocation</b>	<b>3,419,569,501</b>	<b>2,265,764,800</b>	<b>2,265,764,800</b>		<b>151</b>
	- Direct Taxes/Rates	26,198,748	-			
23,714,700	Licences	4,655,159	76,259,080	76,259,080		6
	- Mining Rents	-				
	- Royalties	-				
40,346,600	Fees	7,077,269	52,078,110	52,078,110		14
39,137,050	Fines	3,875,787	-			
	- Sales	-	9,795,620	9,795,620		
55,315,670	Earnings	29,844,579	53,054,240	53,054,240		56
10,234,200	Sales/Rent of Government Buildings	-				
	- Sales/Rent on Lands and Others	6,615,477	-			
	- Repayments- General	-				
	- Investment income	-				
	- Interest Earned	-				
	- Re-Imbursement/Miscellaneous Receipt	3,901,495	-			
<b>168,748,220</b>	<b>Sub-Total-Independent Revenue</b>	<b>82,168,515</b>	<b>191,187,050</b>	<b>191,187,050</b>		<b>43</b>
	Other Revenue Sources of the L/Govt.					
<b>3,923,856,774</b>	<b>TOTAL REVENUE</b>	<b>3,501,738,015</b>	<b>2,456,951,850</b>	<b>2,456,951,850</b>		<b>143</b>

Director Finance & Supply

# ANKA LOCAL GOVERNMENT

ACTUAL 2018 ₦	NOTES	ACTUAL 2019 ₦	FINAL BUDGET 2019 ₦	INITIAL/ORIGINAL BUDGET 2019 ₦	SUPPLEMENTARY BUDGET 2019 ₦	VARIANC E ON FINAL BUDGET %
	<b>LESS: EXPENDITURE</b>					
317,902,841	Personnel Costs (Incl.Salaries on CRF Charges):	351,774,918	448,566,180	448,566,180		128
958,160,159	Overhead Charges:	504,262,199	485,477,410	485,477,410		96
411,714,147	Consolidated Revenue Fund Charges	507,327,921	516,683,050	516,683,050		102
47,651,623	CRF Charges- Public debt charges Subvention to Parastatals	93,606,564	150,864,510	150,864,510		161
	Other Transfers (Loan to Zamfara State Government)	113,761,531	-	-		-
1,952,740,618	Other Transfers to Government Agencies Transfers to Others	134,505,688	-	-		-
	<b>OTHER RECURRENT PAYMENTS/EXPENDITURE:</b>					
404,084,515	Repayments:External Loans: LGC	94,383,562	185,333,340	185,333,340		196
	Repayments:LGC Bonds & Treasury Bonds					
	Repayments:Nigerian Treasury Bills (NTB)					
	Repayments:Development Loan Stock					
	Repayments:Other Internal Loans(Promissory Notes)					
	Repayments:Internal Loans from Other Funds					
<b>4,092,253,903</b>	<b>TOTAL EXPENDITURE:</b>	<b>1,934,211,862</b>	<b>1,786,924,490</b>	<b>1,786,924,490</b>	<b>-</b>	<b>92</b>
<b>(168,397,128)</b>	<b>OPERATING BALANCE:</b>	<b>1,567,526,154</b>	<b>670,027,360</b>	<b>670,027,360</b>	<b>-</b>	<b>43</b>
	<b>APPROPRIATIONS/TRANSFERS:</b>					
530,741,649	Transfer to Capital Development Funds:	1,445,269,189	1,670,027,360	1,670,027,360		116
<b>530,741,649</b>	<b>Closing Balance:</b>	<b>1,445,269,189</b>	<b>1,670,027,360</b>	<b>1,670,027,360</b>	<b>-</b>	<b>116</b>

14

*[Signature]*  
Director Finance & Supply

# ANKA LOCAL GOVERNMENT

## STATEMENT OF CAPITAL DEVELOPMENT FUND FOR THE YEAR ENDED 31st DECEMBER, 2019

ACTUAL 2018 ₦	NOTES	ACTUAL 2019 ₦	FINAL BUDGET 2019 ₦	INITIAL/ORIGINAL BUDGET 2019 ₦	SUPPLEMENTARY BUDGET 2019 ₦	PERF. ON TOTAL %
	Opening Balance:					
(168,397,128)	Transfer from Consolidated Revenue Fund:	1,567,526,154	670,027,360	670,027,360	-	234
	Aid and Grants					
717,420,262	External Loans: LGC	-	1,000,000,000	1,000,000,000		
	LGC Bonds & Treasury Bonds					
	Nigerian Treasury Bills (NTB)					
	Development Loan Stock					
	Other Internal Loans (Promissory Notes)					
	Internal Loans from Other Funds					
<b>549,023,134</b>	<b>TOTAL REVENUE AVAILABLE:</b>	<b>1,567,526,154</b>	<b>1,670,027,360</b>	<b>1,670,027,360</b>	<b>-</b>	<b>94</b>
	<b>LESS: CAPITAL EXPENDITURE:</b>					
72,318,186	Capital Expenditure: Administrative Sector:	348,062,319	556,903,180	556,903,180		160
272,431,705	Capital Expenditure: Economic Sector:	261,170,716	582,259,520	582,259,520		223
185,991,757	Capital Expenditure: Social Service Sector:	836,036,153	530,864,660	530,864,660		63
	Capital Expenditure: Funded from Aids and Grants:					
<b>530,741,649</b>	<b>TOTAL CAPITAL EXPENDITURE</b>	<b>1,445,269,189</b>	<b>1,670,027,360</b>	<b>1,670,027,360</b>	<b>-</b>	<b>116</b>
	Intangible Assets					
<b>18,281,485</b>	<b>CLOSING BALANCE</b>	<b>122,256,965</b>	<b>-</b>	<b>-</b>	<b>-</b>	<b>-</b>

Director Finance & Supply



# ANKA LOCAL GOVERNMENT

## NOTES TO THE FINANCIAL STATEMENTS FOR THE YEAR ENDED 31st DECEMBER, 2019

NOTES	DETAILS	ACTUAL 2019 ₦	ACTUAL 2018 ₦	BUDGET 2019 ₦	VARIANCE 2019 ₦
1	<b>STATUTORY ALLOCATION</b>				
	- Statutory Allocation	1,522,852,511	1,572,561,875	1,889,767,820	(366,915,309)
	- Excess Crude Oil		8,568,692	3,264,770	(3,264,770)
	- Non-Oil Revenue :-		162,085,999		-
	- Share of Exchange Gains Difference	2,545,004			2,545,004
	- Share of Forex Equalization	40,869,040			40,869,040
	- Share of Excess Bank Charges Recovered	3,620,849			3,620,849
	- Share of Additional Funds from NNPC	2,267,204			2,267,204
	- Share of Goods and Valuable Consideration	15,870,427			15,870,427
	- Share of Solid Minerals	1,972,520			1,972,520
		<b>1,589,997,555</b>	<b>1,743,216,566</b>	<b>1,893,032,590</b>	<b>(370,180,079)</b>
2	<b>TRANSFERS FROM OTHER GOVERNMENT AGENCIES</b>				
	- Accountant General (MOF) FAAC Account	461,048,811	283,087,797		461,048,811
	- University Special Project	322,836,777	98,388,351		322,836,777
	- Advert Revenue Account MLGCA	6,149,272			6,149,272
		<b>790,034,860</b>	<b>381,476,148</b>	<b>-</b>	<b>790,034,860</b>
3	<b>OTHER TRANSFERS</b>				
	- Habib Engineering Nig. Ltd		9,864,142		-
	- Namuduka Ventures Ltd		184,478,158		-
	- Akuba Global Investment Ltd	2,152,245			2,152,245
	- Sa'adu Ibrahim	4,059			4,059
		<b>2,156,304</b>	<b>194,342,300</b>	<b>-</b>	<b>2,156,304</b>



Director Finance & Supply

# ANKA LOCAL GOVERNMENT

NOTES  
4

## DETAILS INDEPENDENT REVENUE (IGR)

	ACTUAL 2019 KSh	ACTUAL 2018 KSh	BUDGET 2019 KSh	VARIANCE 2019 KSh
- Direct Taxes/Rates	26,198,748			26,198,748
- Licences	4,655,159	23,714,700	76,259,080	(71,603,921)
- Mining Rents				-
- Royalties	7,077,269	40,346,600	52,078,110	(45,000,841)
- Fees	3,875,787	39,137,050		3,875,787
- Fines			9,795,620	(9,795,620)
- Sales	29,844,579	55,315,670	53,054,240	(23,209,661)
- Earnings	6,615,477	10,234,200		6,615,477
- Sales/Rent of Government Buildings				-
- Sales/Rent on Lands and Others				-
- Repayments- General				-
- Investment income				-
- Interest Earned				-
- Re-Imbursement/Miscellaneous Receipt	3,901,495			3,901,495
	<b>82,168,515</b>	<b>168,748,220</b>	<b>191,187,050</b>	<b>(109,018,535)</b>

5

## PERSONNEL COST

Admin & General Services		86,556,088		
- Office of the Chairman	8,115,362		8,206,210	90,848
- Office of the Vice Chairman	4,313,660		4,398,980	85,320
- Office of the Secretary	3,793,932		3,255,750	(538,182)
- The Council	34,640,976	34,344,839	35,401,130	760,154
- Personnel Management	70,264,285		53,960,590	(16,303,695)
- Finance & Supply	24,164,328	26,822,122	37,153,550	12,989,222
- Social Development	23,394,840	25,127,848	32,355,150	8,960,310
- Health Services	96,277,909	103,078,372	165,978,570	69,700,661
- Agric and Natural Resources	22,983,343	25,801,617	42,776,340	19,792,997
- Works & Housing	15,825,012	16,171,955	23,534,450	7,709,438
- Traditional Offices	33,273,479		41,545,460	8,271,981
- Local Government Leave Grand	14,727,792			(14,727,792)
	<b>351,774,918</b>	<b>317,902,841</b>	<b>448,566,180</b>	<b>96,791,262</b>

# ANKA LOCAL GOVERNMENT

## NOTES

6

### DETAILS

#### OVERHEAD COST

	ACTUAL 2019 AED	ACTUAL 2018 AED	BUDGET 2019 AED	VARIANCE 2019 AED
- Office of the Chairman	28,172,289	15,800,000	29,568,220	1,395,931
- Office of the Vice Chairman	2,835,000	332,000	14,118,340	11,283,340
- Office of the Secretary	1,340,000	13,526,786	13,855,800	12,515,800
- The Council	9,205,000	38,657,143	88,604,600	79,399,600
- Personnel Management	174,153,360	392,144,729	50,000,000	(124,153,360)
- Finance & Supply	49,376,850	100,200,205	36,000,000	(13,376,850)
- Social Development	202,872,224	237,567,680	90,000,000	(112,872,224)
- Health Services	25,925,500	31,860,523	121,530,450	95,604,950
- Agric and Natural Resources	7,270,000	9,689,714	21,500,000	14,230,000
- Works & Housing	3,111,976	11,962,912	16,300,000	13,188,024
- Traditional Offices		22,044,357	4,000,000	4,000,000
- Miscellaneous		84,374,110		
	<b>504,262,199</b>	<b>958,160,159</b>	<b>485,477,410</b>	<b>(18,784,789)</b>

7

#### CONSOLIDATED REVENUE FUND CHARGES

- Primary School Teachers Salary	198,308,427	179,673,298	191,456,210	(6,852,217)
- Training Fund	15,228,525	15,725,618	12,441,400	(2,787,125)
- Contribution to Emirate Council	76,142,626	78,628,094	62,589,300	(13,553,326)
- Contribution to Pension Funds	85,714,286	86,478,571	66,892,010	(18,822,276)
- Common Services	30,457,050	31,451,238	24,747,900	(5,709,150)
- Agency for Mass Education Salary	21,374,960	19,757,328	22,556,230	1,181,270
- Contribution to Emirate Councils Security	15,000,000		36,000,000	21,000,000
- Contribution to State Electoral Commission (ZASIEC)	65,102,047		100,000,000	34,897,953
	<b>507,327,921</b>	<b>411,714,147</b>	<b>516,683,050</b>	<b>9,355,129</b>

*[Signature]*

Director Finance & Supply

# ANKA LOCAL GOVERNMENT

NOTES	DETAILS	ACTUAL 2019 ₦	ACTUAL 2018 ₦	BUDGET 2019 ₦	VARIANCE 2019 ₦
<b>8</b>	<b>OTHER TRANSFERS TO GOVERNMENT AGENCIES</b>				
	- Zamfara State Accountant General FAAC Account	67,641,991	416,394,106		(67,641,991)
	- Zamfara State Sub Treasury Account		359,956,237		-
	- Zamfara State (MOF) Salary Account		509,350,542		-
	- Zamfara State VAT Account	43,044,904	304,232,688		(43,044,904)
	- University Special Projects Account		362,807,045		-
	- Zamfara State Agric Supply Company	1,328,243			(1,328,243)
	- Zamfara State High Court of Justice	1,061,979			(1,061,979)
	- Secretary to Zamfara State Govt. Office	21,428,571			(21,428,571)
		<b>134,505,688</b>	<b>1,952,740,618</b>	-	<b>(134,505,688)</b>
<b>9</b>	<b>TRANSFERS TO OTHERS</b>				
	- Muhmud & Co	7,142,857			(7,142,857)
	- Namuduka Ventures Ltd	83,015,171			(83,015,171)
	- Okeke Obiora Johnson	32,936,429			(32,936,429)
	- Caquest Nig. Ltd	2,500,000			(2,500,000)
	- Acquicon's Nig Ltd	987,950			(987,950)
	- Alh. Ado Aliyu	535,714			(535,714)
	- Mamman Nasir & Co.	7,142,857			(7,142,857)
	- Muhammed Usman Tafida	328,500			(328,500)
		<b>134,589,479</b>		-	<b>(134,589,479)</b>



Director Finance & Supply


# ANKA LOCAL GOVERNMENT

NOTES	DETAILS	ACTUAL 2019 ₦	ACTUAL 2018 ₦	BUDGET 2019 ₦	VARIANCE 2019 ₦
10	<b>CAPITAL EXPENDITURE</b>				
	<b>ADMINISTRATIVE SECTOR</b>				
	- Purchase of Fixed Assets	324,860,000	22,740,929	490,903,180	166,043,180
	- Construction/Provision of Fixed Assets	-	45,084,703	56,000,000	56,000,000
	- Rehabilitation/Repairs of Fixed Assets	23,202,319	4,492,555	10,000,000	(13,202,319)
	- Preservation of Environment	-	-	-	-
		<b>348,062,319</b>	<b>72,318,186</b>	<b>556,903,180</b>	<b>208,840,861</b>
	<b>ECONOMIC SECTOR</b>				
	- Purchase of Fixed Assets	59,646,857	27,910,628	30,000,000	(29,646,857)
	- Construction/Provision of Fixed Assets	194,365,502	236,457,474	394,590,860	200,225,358
	- Rehabilitation/Repairs of Fixed Assets	7,158,357	8,063,603	157,668,660	150,510,303
	- Preservation of Environment	-	-	-	-
		<b>261,170,716</b>	<b>272,431,705</b>	<b>582,259,520</b>	<b>321,088,804</b>
	<b>SOCIAL SECTOR</b>				
	- Purchase of Fixed Assets	13,552,971	953,720	56,417,420	42,864,449
	- Construction/Provision of Fixed Assets	822,483,182	183,264,780	381,373,730	(441,109,452)
	- Rehabilitation/Repairs of Fixed Assets	-	1,773,257	93,073,510	93,073,510
	- Preservation of Environment	-	-	-	-
	- Supplementary Estimate	-	-	-	-
		<b>836,036,153</b>	<b>185,991,757</b>	<b>530,864,660</b>	<b>(305,171,493)</b>
	<b>TOTAL CAPITAL EXPENDITURE BY SECTOR</b>	<b>1,445,269,189</b>	<b>530,741,649</b>	<b>1,670,027,360</b>	<b>224,758,171</b>

Director Finance & Supply

# ANKA LOCAL GOVERNMENT

NOTES	DETAILS	ACTUAL		BUDGET		VARIANCE	
		2019	2018	2019	2019	2019	2019
11	<b>PROCEEDS FROM LOANS/OTHER BORROWINGS</b> - Commercial Banks Loans		717,420,262	1,000,000,000	1,000,000,000	1,000,000,000	
12	<b>OTHER BANKS OF THE TREASURY</b> - First Bank PLC i - First Bank PLC ii - U.B.A Bank PLC - Fidelity Bank PLC	926,337 309 37,386 98,690,139	62,368 370,610				
		<b>99,654,171</b>	<b>432,978</b>				
13	<b>CASH HELD BY DEPARTMENT &amp; AGENCIES</b>						
	- Cash at Hand with MLGCA (JAAC 1)						
	i. U.B.A PLC	60,806	3,775,447				
	ii. Fidelity Bank PLC	12,288					
		<b>73,094</b>	<b>3,775,447</b>				
	- Cash at Hand with MLGCA (Salary)						
	i. U.B.A PLC I	232,384	93,138				
	ii. U.B.A PLC II	1,804,208					
	iii. Fidelity Bank PLC	5,660,402					
		<b>7,696,993</b>	<b>93,138</b>				
	- Cash at Hand with MLGCA (Dev. Sarving)						
	i. U.B.A PLC	1,267	8,174,922				
	ii. Heritage Bank PLC	6,351,916					
	iii. Fidelity Bank PLC	8,218,849					
		<b>14,572,032</b>	<b>8,174,922</b>				
	- Cash at Hand with MLGCA (Advert Revenue Account)						
	i. U.B.A PLC	260,674					
		<b>260,674</b>					
	<b>TOTAL CASH HELD BY DEPARTMENT &amp; AGENCIES</b>	<b>22,602,794</b>	<b>12,043,507</b>				

  
Director Finance & Supply

# ANKA LOCAL GOVERNMENT

VARIANCE  
2019  
₦

BUDGET  
2019  
₦

ACTUAL  
2018  
₦

ACTUAL  
2019  
₦

NOTES

14

DETAILS

## LOCAL GOVERNMENT INVESTMENTS

Oceanic Bank Plc	180,000	180,000	
Sokoto Cooperative Bank	100,000	100,000	
Gusau Community bank	100,000	100,000	
Zamfara Fertilizer Co.	1,500,000	1,500,000	
T/Mafara Bricks B. Ind.	1,500,000	1,500,000	
Intercontinental Bank	1,350,000	1,350,000	
Brightway Solid Minerals Dev. Co.	84,800,547	84,800,547	
Micro Finance Bank			
	<b>89,530,547</b>	<b>89,530,547</b>	

15

## ADVANCES

Alh Usman Kaoje & Others	981,250	981,250	
Ummaru Ibrahim & Others	1,102,302	1,102,302	
Sirajo Mohammad & Others	1,000,100	1,000,100	
Shehu Adamu & Others	980,250	980,250	
Abubakar Aliyu & Others	1,211,500	1,211,500	
Yusuf Musa & Others	1,060,106	1,060,106	
Musa tukur & Others	880,200	880,200	
Alh Bala Adamu & Others	921,770	921,770	
Aliyu Garba & Others	750,900	750,900	
Kabiru Abubakar & Others	811,510	811,510	
Ummaru D Gummi & Others	2,019,051	2,019,051	
Loan to Zamfara State Government (Sub-Treasury)	113,761,531		
	<b>125,480,470</b>	<b>11,718,939</b>	

Director Finance & Supply

# ANKA LOCAL GOVERNMENT

NOTES	DETAILS	ACTUAL 2019 ₹	ACTUAL 2018 ₹	BUDGET 2019 ₹	VARIANCE 2019 ₹
16	<b>CONSOLIDATED REVENUE FUNDS</b>				
	- Opening Balance	18,281,485	17,087,103		
	- Revenue	3,483,456,530	4,624,189,934		
		<b>3,501,738,015</b>	<b>4,641,277,037</b>		
	- Less				
	- Expenditure	3,379,481,050	4,622,995,551		
	- Closing Balance	<b>122,256,965</b>	<b>18,281,485</b>		
17	<b>DEPOSITS</b>				
	- Cash at Hand with MLGCA (JAAC 1)	73,094	3,775,447		
	- Cash at Hand with MLGCA (Salary)	7,696,993	93,138		
	- Cash at Hand with MLGCA (Dev. Saving)	14,572,032	8,174,922		
	- Cash at Hand with MLGCA (Advert Revenue Account)	260,674	-		
		<b>22,602,794</b>	<b>12,043,507</b>		

*R. S. Srinivasan*

Director Finance & Supply



Date: 03-07-2020

From: FIRST BANK Ltd ANKA BRANCH

To: DIRECTOR OF FINANCE AND SUPPLY

Subject: CERTIFICATE OF BALANCE – ANKA LOCAL GOVERNMENT – 2000193939.

We hereby respond to your letter dated 20/03/2020 and certify that the balance on the account as at the year ended 2019 is –  
N926,336.93k (NINE HUNDRED AND TWENTY-SIX THOUSAND, THREE HUNDRED AND THIRTY-SIX NAIRA, NINETY-THREE KOBO ONLY)

KINDLY ACKNOWLEDGE RECEIPT.

Regards.

NAME – AWEDA, Eytayo Paul  
(TEAM LEAD NON-FINANCIALS)

NAME – IBRAHIM, Enesi Ohiani  
(HEAD BRANCH SERVICES)

BOARD OF DIRECTORS: Chairman: Ibukun A. Awosika, CEO: Adesola K. Adeduntan, Deputy Managing Director: Gbenga Shobo, Directors: Lateef A. Bakare, Urans K. Eke (MFR).

Tunde Hassan-Odukale, Lawal K. Ibrahim, Abdullahi M. Ibrahim, Ijeoma E. Jidenma, Remi O. Oni, Obafemi A. Otudeko, Olusola A. Oworu, Ado Y. Wanka

**MEMO**

---

Date: 06.04.2019

From: FIRST BANK ANKA BRANCH

Sol ID: 390

R/M Code: 39075

To: DIRECTOR OF FINANCE AND SUPPLY

Subject: CERTIFICATE OF BALANCE - ANKA LOCAL GOVERNMENT - 2000110004.

---

We hereby respond to your letter dated 20/03/2020 and certify that the balance on the account as at the year ended 2019 is –

N309,33k (THREE HUNDRED AND NINE NAIRA, THIRTY-THREE KOBO ONLY)

KINDLY ACKNOWLEDGE RECEIPT.

Regards.



NAME: AWEDA, EYITAYO PAUL

LEAD NON-FINANCIALS/ATM CUSTODIAN)

Signature:



NAME: IBRAHIM, ENESI OHIANI

(Ag, HBS – ANKA BRANCH)

No 1, Govt House Road,  
Gusau, Zamfara state.  
23<sup>rd</sup> March 2020

The Director Finance and Supply,  
Anka Local Government Council,  
Zamfara State.  
Dear Sir,

**CERTIFICATE OF BALANCE ON ANKA LOCAL GOVERNMENT COUNCIL ACCOUNT**

We write to confirm that Anka Local Government council account number 1004405679 had the sum of Thirty Seven Thousand, Three Hundred and Eighty Six Naira, Eleven Kobo, (N37,386.11) as at 31<sup>st</sup> December 2019.

At the request of our client, we hereby confirm his certificate of balance as appended below for your further action

Yours Faithfully,

For United Bank for Africa PLC

  
**SULEMAN BALA**  
Authorized Signatory

  
**Hafees Ibraheem**  
Authorized Signatory

United Bank for Africa Plc, RC No. 2457, UBA House, 57 Marina, Lagos

Tony O. Elumelu CON (Chairman), Amb. Joe Keshi OON (Vice Chairman), Kennedy Uzoka (GMD/CEO), Victor Osadolor (Deputy Managing Director), Executive Directors: Dan Okeke, Emeke Iweriebor, Oliver Alawika, Ayoola A. Odeh, Ibrahim A. Puri, Uche Ike, Chukwuma Nweke, Non Executive Directors: Rose Ada Okwechime, Foluke K. Abdulrazzaq, Yabovwa Kola Jamodu (CFR), Ja'afaru A. Paki, Adekunle Olumide (OON), Owanari Duke, Samuel Oni (FCA)

[www.ubagroup.com](http://www.ubagroup.com)

March 20, 2020

**The Director Finance and Supply,  
Anka Local Government Council,  
Zamfara State.**

**~~CERTIFICATE OF BALANCE ON ANKA LOCAL GOVERNMENT COUNCIL~~  
ACCOUNT**

We write to confirm that Anka Local Government Council account number 5680000763 had the sum of Ninety-Eight Million, Six Hundred Ninety Thousand, One Hundred Thirty-Eight Naira Sixty-Three kobo only (N98,690,138.63) as at 31st December 2019.

Your patronage and continues confidence on us is highly appreciated.

Thank you,

Yours Faithfully,

For: **FIDELITY BANK PLC**



**AUTHORIZED SIGNATORY**



**AUTHORIZED SIGNATORY**

[www.fidelitybank.ng](http://www.fidelitybank.ng)

**Fidelity Bank Plc**  
12, Government House Road,  
Gusau, Zamfara, Nigeria  
Swift: FIDTNGLA  
+234 0(1)4485252  
info@fidelitybank.ng

Mr. Ernest C. **Ebi** MFR, FCB (Chairman), Mr. Alex C. **Ojukwu** (Non-Executive Director), Mr. Michael E. **Okeke** (Non-Executive Director),  
Osunba Sami **Adetu** (Independent Director), Chief Charles C. **Umole** (Non-Executive Director), Pastor Kings C. **Akuma** (Non-Executive  
Director), Chidi B. **Agbapu** (Non-Executive Director), Mr. Nnamdi **Okonkwo** (Managing Director/CEO), Mr. Mohammed **Balarabe** (Deputy  
Managing Director), Mrs. Chijioke **Ugochukwu** (Executive Director), Mrs. Aki **Odinkemelu** (Executive Director), Mrs. Nnaka C. **Onyeali-Ikpe**  
(Executive Director)



July 15, 2020

**The Honorable Commissioner,  
Ministry for local Government and Chieftance Affairs  
Gusau,  
Zamfara State.**

**CERTIFICATE OF BALANCE ON ZAMFARA STATE JACC ACCOUNT**

We write to confirm that Zamfara State JACC Account number 5670000027 had the sum of N199,832.01 (One Hundred and Ninety-Nine Thousand Eight Hundred and Thirty two Naira One Kobo Only) as at December 31, 2019.

Your patronage and continues confidence on us is highly appreciated.

Thank you.

Yours Faithfully,

For: **FIDELITY BANK PLC**

  
AUTHORIZED SIGNATORY

AUTHORIZED SIGNATORY

[www.fidelitybank.ng](http://www.fidelitybank.ng)

**Fidelity Bank Plc**  
12, Government House,  
Gusau, Zamfara, Nigeria  
Swift: FIDTNGLA  
+234 0(1)4485252  
info@fidelitybank.ng

Mr. Ernest C. Ebi MFR, FCIB (Chairman), Mr. Alex C. Ojukwu (Non-Executive Director), Mr. Michael E. Okeke (Non-Executive Director),  
Gbunke Sans Adetu (Independent Director), Chief Charles C. Umolu (Non-Executive Director), Pastor Kings C. Akuma (Non-Executive  
Director), Chidi N. Aghapau (Non-Executive Director), Mr. Nnamdi Okonkwo (Managing Director/CED), Mr. Mohammed Bakarabe (Deputy  
Managing Director), Mrs. Chijoké Ugochukwu (Executive Director), Mrs. Aku Odinkemelu (Executive Director), Mrs. Nneka C. Onyeali-Riga  
(Executive Director)

No1, Govt House Road,  
Gusau, Zamfara state.  
01<sup>th</sup> Sept 2020

The Ministry for local govt,  
Chieftaincy Affairs,  
Bye-Pass Road<sup>1</sup>  
Gusau.

Dear Sir,

CERTIFICATE OF BALANCE ON ACCOUNT 1018795827

We write to confirm that ZAMFARA STATE LOCAL GOVTS SALARY ACCOUNT 1016293903 had the sum of Three million, seven hundred and seventy nine thousand, forty six naira, sixty six kobo only. **(N3,779,046.66cr)** as at 31<sup>th</sup> dec 2019.

At the request of our client, we hereby confirm his certificate of balance as appended below for your further action

Yours Faithfully,

For: United Bank for Africa PLC

  
**ABDUL SALAM SANI**  
Authorized Signatory

  
**HAFEEES IBRAHEEM**  
Authorized Signatory

United Bank for Africa Plc. RC No. 2457. UBA House, 57 Marina, Lagos

Tony O. Elumelu CON (Chairman), Ayo Joe Kemi Odeh (Vice Chairman), Kenneth Uzoka (CMD/CEO),  
Victor Osadolor (Deputy Managing Director), Executive Directors: Dan Okun-Emeke, Iwefebot Olaye Alawuba, Aydin A. Usif,  
Ibrahim A. Puri, Uche Ike, Chukwuma Nweli, Non-Executive Directors: Rose Ada Okwachime, Foluke S. Abdurazzaq, Tahirya Tekem,  
Kola Jama'ou (CFR), Jaiyatu A. Paki, Adekunle Oluwade (CON), Owanan Duke, Samuel Ori (FCR)  
[www.ubagroup.com](http://www.ubagroup.com)

No1, Govt House Road,  
Gusau, Zamfara state.  
11<sup>th</sup> August 2020

The Ministry for local govt,  
Chieftaincy Affairs,  
Bye-Pass Road'  
Gusau.

Dear Sir,

**CERTIFICATE OF BALANCE ON ZAMFARA STATE LOCAL GOVTS SALARY ACCOUNT**

At the request of our client, we hereby confirm his certificate of balance as appended below for your further action.

We write to confirm that ZAMFARA STATE LOCAL GOVTS SALARY ACCOUNT 1004421747 had the sum of twenty nine million, three hundred and forty thousand, one hundred and eighty seven naira, twelve kobo only. **(N29,340,187.12cr)** as at 31<sup>th</sup> dec 2019.

Yours Faithfully,

For: United Bank for Africa PLC



**ABDULSALAM SANI**  
Authorized Signatory



**HAFEEES IBRAHEEM**  
Authorized Signatory

United Bank for Africa Plc. RC No. 2457. UBA House, 57 Marina, Lagos

Tony O. Blumelu CON (Chairman), Amb. Joe Keshi OON (Vice Chairman), Kennedy Uzoka (GMD/CEO)  
Victor Osadolor (Deputy Managing Director). Executive Directors: Dan Okeke, Eneke Iweriebor, Oliver Alawujo, Ayobami A. Gbadebo,  
Ibrahim A. Puri, Uche Ike, Chukwuma Nweke, Non Executive Directors: Rose Ada Okwechime, Faluke K. Abdulkadir, Yancha Zikora,  
Kola Jamodu (CFR), Ja'afaru A. Paki, Adekunle Olumide (OON), Owananike, Samuel Oni (FCA)

[www.ubagroup.com](http://www.ubagroup.com)



August 11, 2020

The Commissioner,  
 Ministry For Local Govt. and Chieftaincy Affairs  
 Gusau,  
 Zamfara State.

**CERTIFICATE OF BALANCE ON ZAMFARA STATE LOCAL GOVERNMENT SALARY ACCOUNT.**

We write to confirm that ZAMFARA STATE LOCAL GOVERNMENT SALARY ACCT number 5680000842 Has the sum of N92,049,949.97CR (Ninety Two Million, Forty Nine Thousand Nine Hundred and Forty Nine Naira Ninety Seven Kobo) As at December 31, 2019

Your patronage and continue confidence on us is highly appreciated.  
 Yours faithfully,

For: **FIDELITY BANK PLC**



AUTHORIZED SIGNATORY



AUTHORIZED SIGNATORY

[www.fidelitybank.ng](http://www.fidelitybank.ng)

Fidelity Bank Plc  
 T2, Government House,  
 Gusau, Zamfara, Nigeria  
 Swift: FIDTNGLA  
 +234 0(1)4485252  
 info@fidelitybank.ng

Mr. Ernest C. Ebi MFR, FCB (Chairman), Mr. Alex C. Ojukwu (Non-Executive Director) Mr. Michael E. Okeke (Non-Executive Director),  
 Olanba Seni Adetu (Independent Director), Chief Charles C. Umolu (Non-Executive Director), Pastor Kings C. Akuma (Non-Executive  
 Director), Chidi B. Agbapu (Non-Executive Director), Mr. Nnamdi Okonkwo (Managing Director/CEO), Mr. Mohammed Balarabe (Deputy  
 Managing Director), Mrs. Chijiako Ugochukwu (Executive Director), Mrs. Aku Odinkemelu (Executive Director), Mrs. Nneka C. Onyeali-Ikpe  
 (Executive Director)

No1, Govt House Road,  
Gusau, Zamfara state.  
2<sup>nd</sup> July, 2020

The Permanent Secretary,  
Ministry For Local Government &  
Chieftaincy Affairs,  
Zamfara State.

Dear Sir,


CERTIFICATE OF BALANCE ON MINISTRY FOR LOCAL GOVT DEVELOPMENT SAVINGS  
ACCT 1019185166

We write to confirm that MINISTRY FOR LOCAL GOVT DEVELOPMENT  
SAVINGS ACCT with account number 1019185166 had the sum of  
Twenty thousand, six hundred and seven naira, sixty three kobo only.  
**(N20,607.63cr)** as at 31<sup>st</sup> dec 2019.

At the request of our client, we hereby confirm his certificate of  
balance as appended below for your further action

Yours Faithfully,

For: United Bank for Africa PLC

  
**SANI ABDULSALAM**  
Authorized Signatory

  
**HAFEEES IBRAHEEM**  
Authorized Signatory

July 15, 2020

The Honourable Commissioner,  
Ministry for Local Government & Chieftaincy Affairs,  
Bye-Pass Road, Gusau,  
Zamfara State.

**RE: CERTIFICATE OF BALANCE ON DEVELOPMENT SAVINGS ACCOUNT**

We write to confirm that the Development Savings Account with us has account number **5900009176** and convey the balances on the account in reference as follows:


The account has the balance of **N103,295,420.87** (One Hundred & Three Million, Two Hundred & Ninety-Five Thousand, Four Hundred & Twenty Naira, Eighty-Seven Kobo) as at December 31, 2019.

We highly appreciate your patronage and continuous confidence in us and assure you of prompt, effective and efficient service delivery at all times.

Yours Faithfully,  
For: **HERITAGE BANK PLC**



**AUTHORISED SIGNATORY**



**AUTHORISED SIGNATORY**

July 2, 2020

**The Honorable Commissioner,  
Ministry for Local Government and Chieftaincy Affairs,  
Gusau,  
Zamfara State.**

**CERTIFICATE OF BALANCE ON DEVELOPMENT SAVINGS ACCOUNT**

We write to confirm that Development Savings Account number 5030029547 has the sum of One Hundred Thirty-Three Million, Six Hundred Fifty-Five Thousand, Six Hundred Forty Naira, Forty-Three kobo only (N133,655,640.43) as at December 31, 2019.

Your patronage and continuous confidence on us is highly appreciated.

Yours faithfully,

For: **FIDELITY BANK PLC**



07/2020  
AUTHORIZED SIGNATORY



A  
AUTHORIZED SIGNATORY

[www.fidelitybank.ng](http://www.fidelitybank.ng)

**Fidelity Bank Plc**  
12, Government House,  
Gusau, Zamfara, Nigeria  
Swift: FIDTNGLA  
+234 0(1)4485252  
info@fidelitybank.ng

Mr. Emeka C. Ebi FR, FCB (Chairman), Mr. Alex C. Ojukwu (Non-Executive Director) Mr. Michael E. Okoko (Non-Executive Director),  
Ounba Seni Adetu (Independent Director), Chief Charles C. Umolu (Non-Executive Director), Pastor Kings C. Akuma (Non-Executive  
Director), Chidi B. Agbapu (Non-Executive Director), Mr. Innamdi Okonkwo (Managing Director/CEO), Mr. Mohammed Balarabe (Deputy  
Managing Director), Mrs. Chayoke Ugochukwu (Executive Director), Mrs. Aku Odinkemelu (Executive Director), Mrs. Nneka C. Onyiah-Ikeje  
(Executive Director).

No1, Govt House Road,  
Gusau, Zamfara state.  
01<sup>st</sup> Sept 2020

The Ministry for local govt,  
Chieftaincy Affairs,  
Bye-Pass Road\*  
Gusau.

Dear Sir,

CERTIFICATE OF BALANCE ON ACCOUNT 1016293903

We write to confirm that ADVERT REVENUE ACCOUNT MINISTRY OF LOCAL GOVT AND CHIEFTANCY ACCOUNT 1016293903 had the sum of Four million, two hundred and thirty nine thousand, one hundred and five naira , ninety one kobo only. **(N4,239,105.91cr)** as at 31<sup>st</sup> dec 2019.

At the request of our client, we hereby confirm his certificate of balance as appended below for your further action

Yours Faithfully,

For: United Bank for Africa PLC



**ABDULSALAM SANI**  
Authorized Signatory



**HAFEEES IBRAHEEM**  
Authorized Signatory

