



ZAMFARA STATE OF NIGERIA
ANKA LOCAL GOVERNMENT

REPORT AND FINANCIAL STATEMENTS (IPSAS - CASH)

For the Year Ended 31st December, 2021



His Excellency,

HON. DR. BELLO MOHAMMED, MON

(Matawallen Maradun, Barden Kasar Hausa, Shattiman Daular Usmaniyya)

Executive Governor, Zamfara State



ZAMFARA STATE OF NIGERIA
ANKA LOCAL GOVERNMENT

REPORT AND FINANCIAL STATEMENTS (IPSAS - CASH)

For the Year Ended 31st December, 2021



HON. AHMAD BALARABE ANKA

Sole Administrator

Anka Local Government, Zamfara State



ZAMFARA STATE OF NIGERIA
ANKA LOCAL GOVERNMENT

REPORT AND FINANCIAL STATEMENTS (IPSAS - CASH)

For the Year Ended 31st December, 2021

ANKA LOCAL GOVERNMENT ACCOUNTS
FOR THE YEAR ENDED 31ST DECEMBER, 2021

CONTENTS	PAGES
SOLE ADMINISTRATOR'S REPORT	2
FINANCE DIRECTOR'S REPORT	3
AUDITOR'S GENERAL CERTIFICATION	4
ACCOUNTING POLICIES	5
CASH FLOW STATEMENT	6-8
STATEMENT OF ASSETS AND LIABILITIES	9-10
STATEMENT OF CONSOLIDATED REVENUE FUND	11-12
STATEMENT OF CAPITAL DEVELOPMENT FUND	13
NOTES TO THE ACCOUNTS	14-21
CERTIFICATES OF BANK BALANCES	22-34



**ZAMFARA STATE OF NIGERIA
ANKA LOCAL GOVERNMENT**

REPORT AND FINANCIAL STATEMENTS (IPSAS - CASH)

For the Year Ended 31st December, 2021



**ZAMFARA STATE OF NIGERIA
ANKA LOCAL GOVERNMENT COUNCIL
OFFICE OF THE EXECUTIVE CHAIRMAN
ANKA LOCAL GOVERNMENT**

Your Ref ANK/AA/VOL.I/137 *Our Ref* _____ *Date* 9th September, 2022

SOLE ADMINISTRATOR'S REPORT

The Annual Financial Report for the fiscal year 2021 contains a report of the financial operations and the Financial Statements of the Local Government. The purpose of this Annual Financial Report is to provide, in a single document, basic financial information that gives a succinct, yet comprehensive summary of the financial position and operation of the Local Government.

The Statements were prepared in compliance with the Finance (Control and Management) Act Cap 1958 as amended and in compliance with International Public Sector Accounting Standard (IPSAS CASH). The financial position and performance of the Local Government are adequately highlighted in the Statements which include the Cash Flow Statement, Statement of Assets and Liabilities, Statement of Consolidated Revenue Fund and Statement of Capital Development Fund.

The information provided by the Statements are intended to meet the need of users which include Taxpayers, Members of the Legislature, Policy Analysts, the Media, Investors, Creditors and International Financial Agencies.

The Statements of the Local Government for the fiscal year 2021 were examined and certified by the Auditor General for Local Governments in accordance with the provisions of Local Government relevant laws. Based on the opinion of the Auditor General the Statements were fairly presented in all material respects. Therefore, the Financial Position and Report of Anka Local Government as at 31st December, 2021 are hereby recommended for public use.

Hon. Ahmed Balarabe Anka
Sole Administrator.



**ZAMFARA STATE OF NIGERIA
ANKA LOCAL GOVERNMENT**

REPORT AND FINANCIAL STATEMENTS (IPSAS - CASH)

For the Year Ended 31st December, 2021



**ZAMFARA STATE OF NIGERIA
ANKA LOCAL GOVERNMENT COUNCIL
OFFICE OF THE EXECUTIVE CHAIRMAN
ANKA LOCAL GOVERNMENT**

Your Ref ANK/AA/VOL.I/136 *Our Ref* _____ *Date* 9th September, 2022

**FINANCE DIRECTOR'S REPORT TO THE COUNCIL MEMBERS OF
ANKA LOCAL GOVERNMENT**

We have prepared the Local Government Accounts, together with accompanying schedules as set out on page 6 – 34 for the year ended 31st December, 2021 under Historical Cost Convention and in accordance with International Public Sector Accounting Standard (IPSAS CASH).

In fulfillment of my accounting and reporting responsibilities as Director of Finance, I ensure that adequate internal control measures are installed to provide reasonable assurance that the transactions recorded are within statutory authority and truly reflect the use of all public financial resources by the Local Government.

The accounts which are prepared in accordance with the provision of the Finance (Control and Management) Act 1958 as amended reflect the true Financial Position of the Local Government and its operations for the year ended 31st December, 2021.

The efforts of all staffers of the Department and other related Departments in the Local Government are worthy of mention and recognition in the compilation of this annual financial report.

.....
Alh. Lawali Muhammad Anka
Director Finance & Supply





**ZAMFARA STATE OF NIGERIA
ANKA LOCAL GOVERNMENT**

REPORT AND FINANCIAL STATEMENTS (IPSAS - CASH)

For the Year Ended 31st December, 2021



**OFFICE OF THE AUDITOR GENERAL
FOR LOCAL GOVERNMENTS
ZAMFARA STATE OF NIGERIA**

LGA/AA/VOL.II/162

20th September, 2022

**AUDITOR'S GENERAL CERTIFICATION
ANKA LOCAL GOVERNMENT ACCOUNTS**

We have audited the 2021 Accounts of ANKA Local Government Council set out on page 6 – 34 which have been prepared under Historical Cost Convention and on the basis of Significant Accounting Policy set out on page 5.

DIRECTOR OF FINANCE AND AUDITOR GENERAL FOR LOCAL GOVERNMENT RESPONSIBILITIES

In accordance with section 90 of the Local Government law 2012 of Zamfara State and section 24 of the Public Finance (Control and Management) Act 1958 as amended, the Director of Finance is responsible for the preparation of the Financial Statements which he did on International Public Sector Accounting Standards (IPSAS CASH), while it is my responsibility to audit and form an independent opinion on the Financial Statements.

BASIS OF OPINION

The audit was conducted in compliance with section 98 of the Local Government law 2012 of Zamfara State of Nigeria and Chapter 39.1 of the Financial Memoranda for Local Governments. The audit was also conducted in accordance with Generally Accepted Auditing Standards for Public Sector Accounts and in compliance with the provision of International Organization of Supreme Audit Institutions INTOSAI. An audit includes examination on test basis of evidence relevant to the figures disclosed in the Financial Statements. The audit was planned and performed to obtain information and explanations considered adequate in order to provide sufficient evidence to give reasonable assurance that the Financial Statements are free from material mis-statement. In addition, projects and programmes were verified in line with responsibility as required by law, the financial statements have been certified, subject to comments and observation contained in my report.

OPINION

In my opinion, subject to the observation/comments contained in my report, the statements give a true and fair view of the financial transaction of ANKA Local Government of Zamfara State for the year ended and the financial position as at 31st December, 2021 and of its surplus of income over expenditure and cash flow statement for the year ended on that date.



Aminu Mammaga CPA/ACCA/ACCrFA
Acting Auditor General
(Local Government)



1.0 ACCOUNTING POLICIES

The following are the significant accounting policies adopted by the Local Government Council in the preparation of these accounts.

1.1 ACCOUNTING CONVENTION

These accounts have been prepared in accordance with Historical Cost Convention.

1.2 BASIS OF ACCOUNTING

Basis of accounting refers to the method employed in the recording and reporting of transactions. Therefore, the basis of accounting in the Local Government Council is on International Public Sector Accounting Standards (IPSAS CASH). Under the cash basis accounting, revenue is recognized only when cash are received and expenses are recorded here, they are paid in cash.

1.3 RECEIPTS

These are cash inflows within the Financial Year. They comprise of receipts from Statutory Allocations, Taxes, External Assistance, Other Aid and Grants, other borrowings, capital receipts (Sale of Government Assets etc), Receipts from Trading activities and other receipts.

1.4 PAYMENTS

These are recurrent and capital cash outflows made during the financial year and are categorized by sector in the statement of cash and payments.

Payments for purchase of items of capital nature (PPE) are expensed in the year in which the item has been purchased. It is disclosed under capital payments. Investments in PPEs are also treated in the same way as capital purchases.

1.5 LOAN REPAYMENTS

Cash receipts from loans granted to other agencies and Government are classified under loan repayments in the Statement of Receipts and Payments. Amount disclosed are actual received during the year.

1.6 INVESTMENTS

Cash payments made for investment purposes such as purchase of Government Stock, Treasury Bills Certificates of Deposit, are capital costs and are disclosed as purchase of financial instruments or may be given an appropriate name as the case may be. They are separately disclosed in the GPFS (Statement of Receipts and Payments) under capital payments.

1.7 ADVANCES

The Government policy specifically states that all advances shall be retired before the end of the financial year. However, should circumstances occur (including an Emergency) where either an advance is given out close to the financial year end or an advance already given could not be accounted for, such an advance (or balance outstanding) shall be treated as cash equivalent since there shall be no proof that such funds have been utilized.



ANKA LOCAL GOVERNMENT

CASHFLOW STATEMENT FOR THE YEAR ENDED 31st DECEMBER, 2021

ANNUAL BUDGET 2021 ₦		NOTES	ACTUAL 2021 ₦	ACTUAL 2020 ₦
	CashFlows from Operating Activities:			
	Receipts:			
1,445,950,720	Statutory Allocation	1	1,277,131,630	1,253,592,390
436,714,220	Value Added Tax (VAT)		638,709,507	460,701,221
	- Excess Paris Club Refund		-	-
	- Other Receipts	2	147,783,772	151,203,666
	Transfer from other Government Agencies	3	-	15,373,180
	Other Transfers	4	36,895,632	69,422,047
1,882,664,940	Sub-Total- Statutory Allocation		2,100,520,542	1,950,292,504
	Independent Revenue (IGR)			
	- Direct Taxes	5	-	-
12,052,970	Rates	5	1,325,410	21,588,487
36,100,000	Licences	5	447,892	5,223,390
	- Mining Rents	5	-	-
	- Royalties	5	-	-
22,900,000	Fees	5	1,658,454	8,033,295
	- Fines	5	521,010	1,917,572
1,000,000	Sales	5	-	-
8,000,000	Earnings	5	4,194,479	23,929,771
	- Sales/Rent of Government Buildings	5	-	-
5,000,000	Sales/Rent on Lands and Others	5	462,876	5,587,481
	- Repayments- General	5	-	-
	- Investment income	5	-	-
	- Interest Earned	5	-	-
	- Re-Imbursement/Miscellaneous Receipt	5	180,855	3,055,119
85,052,970	Sub-Total-Independent Revenue		8,790,976	69,335,115
	Other Revenue Sources of the L/Govt.			
1,967,717,910	Total Receipts		2,109,311,518	2,019,627,618

Director Finance and Supply



ANKA LOCAL GOVERNMENT

ANNUAL BUDGET 2021 ₦	NOTE	ACTUAL 2021 ₦	ACTUAL 2020 ₦	
Payments:				
246,153,500	Personnel Costs (Incl Salaries on CRF Charges):	6	242,297,973	292,418,660
384,565,690	Overhead Charges:	7	348,479,016	579,687,023
799,729,480	Consolidated Revenue Fund Charges	8	446,898,565	416,331,213
143,435,900	CRF Charges- Public debt charges	9	151,789,455	238,585,483
	Subvention to Parastatals			
	Other Operating Activities			
	Other Transfers to Government Agencies	10	65,059,849	96,060,846
-	Transfers to Others	11	8,117,039	28,130,295
1,573,884,570	Total Payments		1,262,641,896	1,651,213,520
393,833,340	Net Cash Flow from Operating Activities		846,669,622	366,414,098
CashFlows from Investment Activities:				
120,000,000	Capital Expenditure: Administrative Sector:	12	86,070,056	528,982,640
645,000,000	Capital Expenditure: Economic Sector:	12	26,472,864	996,389,589
328,833,340	Capital Expenditure: Social Service Sector:	12	35,353,743	607,473,071
	Capital Expenditure: Funded from Aids and Grants:			
1,093,833,340	Net Cash Flow from Investment Activities:		147,896,664	2,132,845,300
CashFlows from Financing Activities:				
	Proceeds from Aids and Grants			
1,000,000,000	Proceeds from External Loan	13	122,985,439	2,142,857,143
	Proceeds from Internal Loans: FGN/Treasury B.:			
	Proceeds from Loans (Shortterm Loan)	13	24,597,088	71,428,571
-	300,000,000 Repayment of External Loans (Including Servicing)	-	832,035,213	- 437,910,413
	Repayment of FGN/Treasury Bonds/FAAC Dedeuction	-	55,182,325	- 26,508,334
	Repayment of Loans from Other Funds			
700,000,000	Net Cash Flows from Financing Activities:		- 739,635,011	1,749,866,967

Director Finance and Supply



ANKA LOCAL GOVERNMENT

ANNUAL
BUDGET 2021
₦

NOTE

ACTUAL
2021
₦

ACTUAL
2020
₦

Movement in Other Cash Equivalent Accounts

(Increase)/Decrease in Investments

Net (Increase)/Decrease in Other Cash Equipments

Total Cashflows from other cash equivalent Accounts

- Net Cash for the year	-	40,862,053	-	14,564,235
Cash & Its Equivalent as at 1st January		107,692,730		122,256,965
- Cash & Its Equivalent as at 31st December		66,830,677		107,692,730

Director Finance and Supply



ANKA LOCAL GOVERNMENT

STATEMENT OF ASSETS AND LIABILITIES AS AT 31st DECEMBER, 2021

	NOTE	ACTUAL 2021 ₦	ACTUAL 2020 ₦
ASSETS:-			
Liquid Assets:-			
Cash Held by Director Finance & Supply			
- Other Bank of the Treasury	14	285,307	798,677
- Cash Balance of Trust & Other Funds of the LGC			
- Cash Balance with Sub-Treasurer			
- Cash Held by Department & Agencies	15	66,545,370	106,894,053
TOTAL LIQUID ASSETS		66,830,678	107,692,730
Investments and Other Cash Assets:			
Local Government Investments	16	89,530,547	89,530,547
Imprest			
Advances	17	9,699,888	9,699,888
Revolving Loans Granted			
Intangible Assets			
TOTAL INVESTMENTS AND OTHER CASH ASSETS		99,230,435	99,230,435
TOTAL ASSETS		166,061,113	206,923,165

Director Finance and Supply



ANKA LOCAL GOVERNMENT

	NOTE	ACTUAL 2021 ₦	ACTUAL 2020 ₦
<u>LIABILITIES:-</u>			
<u>PUBLIC FUNDS</u>			
Consolidated Revenue Fund	18	66,830,677	107,692,730
Capital Development Fund			
Trust & Other Public Funds		32,685,065 -	7,663,618
<u>TOTAL PUBLIC FUNDS</u>		99,515,742	100,029,112
<u>EXTERNAL AND INTERNAL LOANS</u>			
External Loans: LGC			
LGC Bonds & Treasury Bonds			
Nigerian Treasury Bills (NTB)			
<u>Development Loan Stock</u>			
Other Internal Loans (Promissory Notes)			
Internal Loans from Other Funds			
<u>TOTAL EXTERNAL AND INTERNAL LOANS</u>		-	-
<u>OTHER LIABILITIES</u>			
Deposits:-	19	66,545,370	106,894,053
<u>TOTAL LIABILITIES</u>		166,061,113	206,923,165




.....
Director Finance and Supply



ANKA LOCAL GOVERNMENT

STATEMENT OF CONSOLIDATED REVENUE FUND FOR THE YEAR ENDED 31st DECEMBER, 2021

ACTUAL 2020 ₦	NOTES	ACTUAL 2021 ₦	FINAL BUDGET 2021 ₦	INITIAL/ORIGINAL BUDGET 2021 ₦	SUPPLEMENTARY BUDGET 2021 ₦	PERF. ON TOTAL %
122,256,965	Opening Balance:	107,692,730				
	ADD: REVENUE					
1,253,592,390	Statutory Allocation	1,277,131,630	1,445,950,720	1,445,950,720		58
460,701,221	Value Added Tax Allocation	638,709,507	436,714,220	436,714,220		29
	Excess Paris Club Refund		-			
151,203,666	Other Receipts	147,783,772	-			7
15,373,180	Transfer from other Government Agencies	-	-			-
69,422,047	Other Transfers	36,895,632	-			2
2,072,549,469	Sub-Total-Statutory Allocation	2,208,213,272	1,882,664,940	1,882,664,940	-	95
	Independent Revenue (IGR)					
	- Direct Taxes	-	-	-		-
21,588,487	Rates	1,325,410	12,052,970	12,052,970		15
5,223,390	Licences	447,892	36,100,000	36,100,000		5
	- Mining Rents	-	-	-		-
	- Royalties	-	-	-		-
8,033,295	Fees	1,658,454	22,900,000	22,900,000		19
1,917,572	Fines	521,010	-	-		6
	- Sales	-	1,000,000	1,000,000		-
23,929,771	Earnings	4,194,479	8,000,000	8,000,000		48
	- Sales/Rent of Government Buildings	-	-	-		-
5,587,481	Sales/Rent on Lands and Others	462,876	5,000,000	5,000,000		5
	- Repayments- General	-	-	-		-
	- Investment income	-	-	-		-
	- Interest Earned	-	-	-		-
3,055,119	Re-Imbursement/Miscellaneous Receipt	180,855	-	-		2
69,335,115	Sub-Total-Independent Revenue	8,790,976	85,052,970	85,052,970	-	100
	Other Revenue Sources of the L/Govt.					
2,141,884,583	TOTAL REVENUE	2,217,004,248	1,967,717,910	1,967,717,910	-	113



 Director Finance and Supply



ANKA LOCAL GOVERNMENT

ACTUAL 2020 ₦	NOTES	ACTUAL 2021 ₦	FINAL BUDGET 2021 ₦	INITIAL/ORIGINAL BUDGET 2021 ₦	SUPPLEMENTARY BUDGET 2021 ₦	VARIANCE ON FINAL BUDGET %
<u>LESS: EXPENDITURE</u>						
292,418,660	Personnel Costs (Incl.Salaries on CRF Charges):	242,297,973	246,153,500	246,153,500		98
579,687,023	Overhead Charges:	348,479,016	384,565,690	384,565,690		91
416,331,213	Consolidated Revenue Fund Charges	446,898,565	799,729,480	799,729,480		56
238,585,483	CRF Charges- Public debt charges	151,789,455	143,435,900	143,435,900		106
	Subvention to Parastatals					
96,060,846	Other Transfers to Government Agencies	65,059,849	-			
28,130,295	Transfers to Others	8,117,039	-			
<u>OTHER RECURRENT PAYMENTS/EXPENDITURE:</u>						
437,910,413	Repayments: External Loans: LGC	832,035,213	300,000,000	300,000,000		277
26,508,334	Repayments: LGC Bonds & Treasury Bonds/FAAC Deduction	55,182,325				
	Repayments: Nigerian Treasury Bills (NTB)					
	Repayments: Development Loan Stock					
	Repayments: Other Internal Loans (Promissory Notes)					
	Repayments: Internal Loans from Other Funds					
2,115,632,268	TOTAL EXPENDITURE:	2,149,859,434	1,873,864,570	1,873,864,570	-	115
26,252,316	OPERATING BALANCE:	67,144,814	93,833,340	93,833,340	-	72
<u>APPROPRIATIONS/TRANSFERS:</u>						
2,132,845,300	Transfer to Capital Development Funds:	147,896,664	1,093,833,340	1,093,833,340		14
2,132,845,300	Closing Balance:	147,896,664	1,093,833,340	1,093,833,340	-	14

Director Finance and Supply



ANKA LOCAL GOVERNMENT

STATEMENT OF CAPITAL DEVELOPMENT FUND FOR THE YEAR ENDED 31st DECEMBER, 2021

ACTUAL 2020 ₦	NOTES	ACTUAL 2021 ₦	FINAL BUDGET 2021 ₦	INITIAL/ORIGINAL BUDGET 2021 ₦	SUPPLEMENTARY BUDGET 2021 ₦	PERF. ON TOTAL %
	Opening Balance:					
26,252,316	Transfer from Consolidated Revenue Fund:	67,144,814	93,833,340	93,833,340	-	31
	Aid and Grants					
2,214,285,714	External Loans: LGC	147,582,527	1,000,000,000	1,000,000,000		69
	LGC Bonds & Treasury Bonds					
	Nigerian Treasury Bills (NTB)					
	Development Loan Stock					
	Other Internal Loans (Promissory Notes)					
	Internal Loans from Other Funds					
2,240,538,030	TOTAL REVENUE AVAILABLE:	214,727,341	1,093,833,340	1,093,833,340	-	100
	LESS: CAPITAL EXPENDITURE:					
528,982,640	Capital Expenditure: Administrative Sector:	86,070,056	120,000,000	120,000,000		72
996,389,589	Capital Expenditure: Economic Sector:	26,472,864	645,000,000	645,000,000		4
607,473,071	Capital Expenditure: Social Service Sector:	35,353,743	328,833,340	328,833,340		11
	Capital Expenditure: Funded from Aids and Grants:					
2,132,845,300	TOTAL CAPITAL EXPENDITURE	147,896,664	1,093,833,340	1,093,833,340	-	87
	Intangible Assets					
107,692,730	CLOSING BALANCE	66,830,677	-	-	-	

.....
Director Finance and Supply



ANKA LOCAL GOVERNMENT

NOTES TO THE FINANCIAL STATEMENTS FOR THE YEAR ENDED 31st DECEMBER, 2021


NOTES	DETAILS	ACTUAL 2021 ₦	ACTUAL 2020 ₦	BUDGET 2021 ₦	VARIANCE 2021 ₦
1	STATUTORY ALLOCATION				
	- Statutory Allocation	1,277,131,630	1,253,592,390	1,445,950,720	- 168,819,090
	- Excess Crude Oil				-
		1,277,131,630	1,253,592,390	1,445,950,720	- 168,819,090
2	OTHER RECEIPTS				
	- Share of Exchange Gains Difference	17,704,021	38,371,913		17,704,021
	- Share of Forex Equalization	3,466,716	15,870,695		3,466,716
	- Share of Excess Bank Charges Recovered	1,559,387	989,330		1,559,387
	- Share of Ecology funds	35,191,323			35,191,323
	- Distribution of Non-oil Excess Account	80,962,533	29,004,053		80,962,533
	- Share of Solid Minerals	1,747,737	2,014,889		1,747,737
	- Distribution of FAAC Deduction	7,152,055			7,152,055
	- Distribution of ₦103 Billion for the month		27,093,087		-
	- Distribution of Stabilization Funds		5,211,963		-
	- Distribution of FGN Intervention Funds		32,647,736		-
		147,783,772	151,203,666	-	147,783,772
3	TRANSFERS FROM OTHER GOVERNMENT AGENCIES				
	- Advert Revenue Account MLGCA	-	15,373,180		-
		-	15,373,180	-	-
4	OTHER TRANSFERS				
	- Breed Seeds Nigeria Limited	6,149,272			6,149,272
	- Masak Global Concept	30,746,360			30,746,360
	- Transfer from Fidelity Bank PLC		3,928,571		-
	- Augmentation of Deficit (MLGA Development Saving)		6,225,022		-
	- Home Vestor Concept Ltd		30,746,360		-
	- Multi Plus Investment Ltd		23,674,697		-
	- Ekpemi International Investment		1,412,463		-
	- Lashfeez Nig. Ltd		3,434,934		-
		36,895,632	69,422,047	-	36,895,632

Director Finance and Supply



ANKA LOCAL GOVERNMENT

NOTES	DETAILS	ACTUAL	ACTUAL	BUDGET	VARIANCE
		2021	2020	2021	2021
		₦	₦	₦	₦
5	INDEPENDENT REVENUE (IGR)				
	- Direct Taxes	-	-	-	-
	- Rates	1,325,410	21,588,487	12,052,970	10,727,560
	- Licences	447,892	5,223,390	36,100,000	35,652,108
	- Mining Rents	-	-	-	-
	- Royalties	-	-	-	-
	- Fees	1,658,454	8,033,295	22,900,000	21,241,546
	- Fines	521,010	1,917,572	-	521,010
	- Sales	-	-	1,000,000	1,000,000
	- Earnings	4,194,479	23,929,771	8,000,000	3,805,521
	- Sales/Rent of Government Buildings	-	-	-	-
	- Sales/Rent on Lands and Others	462,876	5,587,481	5,000,000	4,537,124
	- Repayments- General	-	-	-	-
	- Investment income	-	-	-	-
	- Interest Earned	-	-	-	-
	- Re-Imbursement/Miscellaneous Receipt	180,855	3,055,119	-	180,855
		8,790,976	69,335,115	85,052,970	76,261,994
6	PERSONNEL COST				
	- Office of the Chairman	5,073,455	8,301,581	8,206,180	3,132,725
	- Office of the Vice Chairman	600,000	1,398,120	4,398,970	3,798,970
	- Adviser/Assistant to the Chairman/V. Chairman	35,143,321	-	-	35,143,321
	- Office of the Secretary	3,298,896	3,093,502	3,874,870	575,974
	- Internal Audit	-	-	-	-
	- The Council	-	24,574,264	41,298,600	41,298,600
	- Personnel Management	64,184,085	41,346,095	31,716,870	32,467,215
	- Agric and Natural Resources	19,456,240	18,477,095	32,651,830	13,195,590
	- Finance & Supply	19,592,154	19,580,254	31,338,890	11,746,736
	- Planning, Research & Statistics	-	-	2,189,890	2,189,890
	- Works & Housing	12,714,391	17,236,684	25,019,170	12,304,779
	- Primary Health Care Services	42,703,970	109,392,461	-	42,703,970
	- Traditional Offices	5,738,700	28,593,122	38,848,050	33,109,350
	- Social & Community Development	33,792,761	20,425,482	26,610,180	7,182,581
		242,297,973	292,418,660	246,153,500	3,855,527



 Director Finance and Supply



ANKA LOCAL GOVERNMENT

NOTES	DETAILS	ACTUAL	ACTUAL	BUDGET	VARIANCE
		2021	2020	2021	2021
		₦	₦	₦	₦
7	OVERHEAD COST				
	- Office of the Chairman	29,382,694	50,967,267	37,685,690	8,302,996
	- Office of the Vice Chairman	4,320,000	7,082,581	15,550,000	11,230,000
	- Adviser/Assistant to the Chairman/V. Chairman	-	-	-	-
	- Office of the Secretary	10,078,423	21,521,439	14,650,000	4,571,577
	- Internal Audit	-	-	-	-
	- The Council	11,140,479	54,624,055	29,000,000	17,859,521
	- Personnel Management	75,860,240	75,005,685	46,280,000	29,580,240
	- Agric and Natural Resources	9,343,960	25,982,784	22,200,000	12,856,040
	- Finance & Supply	14,146,090	20,079,893	48,000,000	33,853,910
	- Planning, Research & Statistics	-	-	23,100,000	23,100,000
	- Works & Housing	9,766,446	14,301,151	30,500,000	20,733,554
	- Primary Health Care Services	9,280,090	32,962,541	-	9,280,090
	- Traditional Offices	-	7,668,848	-	-
	- Social & Community Development	175,160,593	269,490,780	117,600,000	57,560,593
	- Miscellaneous	-	-	-	-
		348,479,016	579,687,023	384,565,690	36,086,674
8	CONSOLIDATED REVENUE FUND CHARGES				
	- Primary School Teachers Salary	203,270,567	216,936,298	218,000,000	14,729,433
	- Training Fund	7,744,917	11,157,342	18,000,000	10,255,083
	- Contribution to Emirate Council	44,299,632	58,224,279	62,000,000	17,700,368
	- Contribution to Pension Funds	85,714,286	85,714,286	90,000,000	4,285,714
	- Common Services	24,582,027	24,541,681	36,000,000	11,417,973
	- Agency for Mass Education Salary	19,757,328	19,757,328	19,500,000	257,328
	- Primary Health Care Staff Salary	61,529,808	-	356,229,480	294,699,672
		446,898,565	416,331,213	799,729,480	352,830,915

Director Finance and Supply



ANKA LOCAL GOVERNMENT

NOTES	DETAILS	ACTUAL	ACTUAL	BUDGET	VARIANCE
		2021	2020	2021	2021
9	CRF CHARGES- PUBLIC DEBT CHARGES	₦	₦	₦	₦
	- Short Term Borrowings	102,204,518	73,221,680	-	102,204,518
	- Withholding Tax	2,108,505	36,125,956	21,000,000	18,891,495
	- Value Added Tax (V.A.T FIRS)	2,108,505	36,125,956	30,560,000	28,451,495
	- Others/Taxes	1,054,253	27,461,998	17,567,000	16,512,747
	- Pay as You Earn (PAYE)	13,570,282	26,787,053	25,385,900	11,815,618
	- Water Rate	3,515,100	3,990,800	550,000	2,965,100
	- National Health Insurance Scheme				-
	- Contributory Pension Scheme			10,000,000	10,000,000
	- Union Dues	4,753,119	6,671,569	20,000,000	15,246,881
	- Party Contributory Scheme	4,234,100		-	4,234,100
	- Housing Funds (NHF)	2,864,698	3,412,772	18,373,000	15,508,302
	- Insurance Programmes (Superannuation)				-
	- Welfare Loan Scheme				-
	- Dependent Fund (Development Levy)				-
	- Poverty Alleviation Scheme				-
	- Other/Loan Deductions	15,376,375	24,787,700	-	15,376,375
	- Payout Recovered				-
	- Overpayment Recoverable (Receipt)				-
		151,789,455	238,585,483	143,435,900	8,353,555
10	OTHER TRANSFERS TO GOVERNMENT AGENCIES				
	- Zamfara Secretary to State Government (H.A.D)	10,576,748		-	10,576,748
	- Ministry of Security and Home Affairs	30,171,403		-	30,171,403
	- Zamfara State Universal Basic Education (U.B.E)	1,952,640		-	1,952,640
	- Federal Inland Revenue Service (V.A.T)	1,537,318	6,166,865	-	1,537,318
	- Federal Inland Revenue Service (W.H.T)	1,537,318	6,166,865	-	1,537,318
	- Zamfara State Internal Revenue Service (I.R.S)	3,074,636		-	3,074,636
	- Zamfara State Zakkat & Endowment Board	676,420	6,149,272	-	676,420
	- Zamfara State Ministry of Justice	2,310,647		-	2,310,647
	- Zamfara State Local Government Service Commission	307,464		-	307,464
	- Permanent Secretary (MLGA)	12,915,256	6,149,272	-	12,915,256
	- Zamfara State Accountant General FAAC Account		71,428,571	-	-
		65,059,849	96,060,846	- -	65,059,849

Director Finance and Supply



ANKA LOCAL GOVERNMENT

NOTES	DETAILS	ACTUAL 2021 ₦	ACTUAL 2020 ₦	BUDGET 2021 ₦	VARIANCE 2021 ₦
11	TRANSFERS TO OTHERS				
	- KC Group	1,229,854			- 1,229,854
	- Algon	5,165,388			- 5,165,388
	- LG Secretaries Forum	860,898			- 860,898
	- LG Director Administration Forum	860,898			- 860,898
	- Multi Plus Investment		8,478,445		-
	- Tsaure Abba Gen.		2,826,148		-
	- Syndicate Construction & Commercial Ltd		16,825,702		-
		8,117,039	28,130,295	- -	8,117,039
12	CAPITAL EXPENDITURE				
	ADMINISTRATIVE SECTOR				
	- Purchase of Fixed Assets	70,057,548	405,151,352	90,000,000	19,942,452
	- Construction/Provision of Fixed Assets	13,913,899	117,861,498	30,000,000	16,086,101
	- Rehabilitation/Repairs of Fixed Assets	2,098,609	5,969,791	-	2,098,609
	- Preservation of Environment	-	-	-	-
		86,070,056	528,982,640	120,000,000	33,929,944
	ECONOMIC SECTOR				
	- Purchase of Fixed Assets	430,449	2,000,000	15,000,000	14,569,551
	- Construction/Provision of Fixed Assets	25,062,867	989,754,232	610,000,000	584,937,133
	- Rehabilitation/Repairs of Fixed Assets	979,548	4,635,357	10,000,000	9,020,452
	- Preservation of Environment	-	-	10,000,000	10,000,000
		26,472,864	996,389,589	645,000,000	618,527,136
	SOCIAL SECTOR				
	- Purchase of Fixed Assets	61,493	178,739,687	8,000,000	7,938,507
	- Construction/Provision of Fixed Assets	22,317,648	424,263,364	290,833,340	268,515,692
	- Rehabilitation/Repairs of Fixed Assets	12,974,602	4,470,020	30,000,000	17,025,398
	- Preservation of Environment	-	-	-	-
		35,353,743	607,473,071	328,833,340	293,479,597
	TOTAL CAPITAL EXPENDITURE BY SECTOR	147,896,664	2,132,845,300	1,093,833,340	945,936,676

Director Finance and Supply



ANKA LOCAL GOVERNMENT

NOTES	DETAILS	ACTUAL 2021 ₦	ACTUAL 2020 ₦	BUDGET 2021 ₦	VARIANCE 2021 ₦
13	PROCEEDS FROM LOANS/OTHER BORROWINGS				
	- Commercial Banks Loans (U.B.A Contract Finance Loan)	122,985,439	2,142,857,143	1,000,000,000	877,014,561
	- Commercial Banks Loans (U.B.A Shortterm Loan)	24,597,088	71,428,571		
		147,582,527	2,214,285,714	1,000,000,000	877,014,561
14	OTHER BANKS OF THE TREASURY				
	- First Bank PLC i	190,208	466,378		
	- First Bank PLC ii		23,043		
	- U.B.A Bank PLC	40,886	254,987		
	- Fidelity Bank PLC	54,213	54,268		
		285,307	798,677		
15	CASH HELD BY DEPARTMENT & AGENCIES				
	- Cash at Hand with MLGCA (JAAC 1)				
	i. U.B.A PLC	15,514	- 30,763,701		
	ii. Fidelity Bank PLC	178	182		
		15,692	- 30,763,518		
	- Cash at Hand with MLGCA (Salary)				
	i. U.B.A PLC I	123,807	3,660,222		
	ii. U.B.A PLC II		1,804,208		
	iii. Fidelity Bank PLC	3,544	244		
		127,350	5,464,674		
	- Cash at Hand with MLGCA (Dev. Saving)				
	i. U.B.A PLC	15,743,740	3,370,798		
	ii. Heritage Bank PLC	18,659	971,805		
	iii. Fidelity Bank PLC	312	312		
		15,762,710	4,342,914		

Director Finance and Supply



ANKA LOCAL GOVERNMENT

NOTES	DETAILS	ACTUAL 2021 ₦	ACTUAL 2020 ₦	BUDGET 2021 ₦	VARIANCE 2021 ₦
15	- Cash at Hand with MLGCA (Revenue Accounts)				
	i. U.B.A I PLC	2,401	2,401		
	ii. U.B.A II Bank PLC	193,905	35,519,995		
	iii. Sterling Bank PLC	11,355	318,856		
	iv. Access Bank PLC	-	593		
	v. Zenith Bank PLC	1,117,208			
		1,324,869	35,841,845		
	- Cash at Hand with MLGCA (Contract Finance Loan)				
	i. U.B.A PLC	49,314,748	92,008,138		
		49,314,748	92,008,138		
	TOTAL CASH HELD BY DEPARTMENT & AGENCIES	66,545,370	106,894,053		
16	LOCAL GOVERNMENT INVESTMENTS				
	Oceanic Bank Plc	180,000	180,000		
	Sokoto Cooperative Bank	100,000	100,000		
	Gusau Community bank	100,000	100,000		
	Zamfara Fertilizer Co.	1,500,000	1,500,000		
	T/Mafara Bricks B. Ind.	1,500,000	1,500,000		
	Intercontinental Bank	1,350,000	1,350,000		
	Brightway Solid Minerals Dev. Co.	84,800,547	84,800,547		
	Micro Finance Bank				
		89,530,547	89,530,547		

.....
Director Finance and Supply



ANKA LOCAL GOVERNMENT

NOTES	DETAILS	ACTUAL 2021 ₦	ACTUAL 2020 ₦	BUDGET 2021 ₦	VARIANCE 2021 ₦
17	ADVANCES				
	Alh Usman Kaoje & Others	981,250	981,250		
	Ummaru Ibrahim & Others	1,102,302	1,102,302		
	Sirajo Mohammad & Others	1,000,100	1,000,100		
	Shehu Adamu & Others	980,250	980,250		
	Abubakar Aliyu & Others	1,211,500	1,211,500		
	Yusuf Musa & Others	1,060,106	1,060,106		
	Musa tukur & Others	880,200	880,200		
	Alh Bala Adamu & Others	921,770	921,770		
	Aliyu Garba & Others	750,900	750,900		
	Kabiru Abubakar & Others	811,510	811,510		
	Ummaru D Gummi & Others	2,019,051	2,019,051		
		9,699,888	9,699,888		
18	CONSOLIDATED REVENUE FUNDS				
	- Opening Balance	107,692,730	122,256,965		
	- Revenue	2,256,894,045	4,233,913,333		
		2,364,586,774	4,356,170,298		
	- Less				
	- Expenditure	2,297,756,097	4,248,477,568		
	- Closing Balance	66,830,677	107,692,730		
19	DEPOSITS				
	- Cash at Hand with MLGCA (JAAC 1)	15,692	30,763,518		
	- Cash at Hand with MLGCA (Salary)	127,350	5,464,674		
	- Cash at Hand with MLGCA (Dev. Saving)	15,762,710	4,342,914		
	- Cash at Hand with MLGCA (Advert Revenue Account)	1,324,869	35,841,845		
	- Cash at Hand with MLGCA (Contract Finance Loan)	49,314,748	92,008,138		
		66,545,370	106,894,053		

Director Finance and Supply



**ZAMFARA STATE OF NIGERIA
ANKA LOCAL GOVERNMENT**

REPORT AND FINANCIAL STATEMENTS (IPSAS - CASH)

For the Year Ended 31st December, 2021



ANKA BRANCH

o_Addr1_o_Addr2, Anka, Osun, Nigeria.
Telephone: PhoneNum.
Website: www.firstbanknigeria.com

dateprint

REF: RL/390/905509900110169761650288

Anka Local Government Council
Office Of The Executive
Chairman Anka
Zamfara State

Dear Sir / Madam,

BANK CERTIFICATE OF BALANCE

ACCOUNT NUMBER:2000193939
ACCOUNT NAME:ANKA LOCAL GOVERNMENT

The captioned customer has requested for a letter of reference for bank balance as of 31st December 2021.

31st December Balance - 190,207.68 credit

We confirm that the account relationship which started 09-Mar-1989 has been satisfactorily conducted.

Kindly oblige with the necessary assistance required.

This report is given to you in the strictest confidence and without any liability whatsoever on the part of this Bank or any of its officers.

Yours faithfully.

For: FIRST BANK OF NIGERIA Ltd

Relationship Manager



Business Manager

been satisfactorily conducted.



ity whatsoever on the part of this



WOVEN INTO THE FABRIC OF SOCIETY

1894-2019



LN/AR/1119





**ZAMFARA STATE OF NIGERIA
ANKA LOCAL GOVERNMENT**

REPORT AND FINANCIAL STATEMENTS (IPSAS - CASH)

For the Year Ended 31st December, 2021



No2 Canteen Road,
Gusau, Zamfara state.
14th September, 2022

Director Finance,
ANKA LOCAL GOVT. -SPECIAL PROJECT A/C,
Gusau,
Zamfara State.

Dear Sir,

CERTIFICATE OF BALANCE ON ACCOUNT 1004405679

We write to confirm that **ANKA LOCAL GOVT. -SPECIAL PROJECT A/C BOARD 1004405679** had the sum of Forty Thousand Eight Hundred and Eighty Six Naira, Forty Four kobo (40,886.44Cr) at 31st December, 2021.

At the request of our client, we hereby confirm his certificate of balance as appended below for your further action

Yours Faithfully,

For: United Bank for Africa PLC


AKIN OLUTEGBE
Authorized Signatory


NAZEEF SALIHU
Authorized Signatory

United Bank for Africa Plc. RC No. 2457. UBA House, 57 Marina, Lagos

Tony O. Elumelu CON (Group Chairman), Amb. Joseph Keshi OON (Vice-Chairman), Kennedy Uzoka (GMD/CEO), Oliver Alawuba (DMD Africa), Ayoku Liadi (DMD Nigeria), Executive Directors: Uche Ike, Chukwuma Nweke, Ibrahim Puri, Chiugo Nubisi. Non-Executive Directors: Owanari Duke, Samuel Oni FCA, Angela Aneke, Erelu Angela Adebayo, Abdulqadir J. Bello, Kayode Fasola, Aisha Hassan-Baba.

www.ubagroup.com

Tin: 01126011 - 0001



**ZAMFARA STATE OF NIGERIA
ANKA LOCAL GOVERNMENT**

REPORT AND FINANCIAL STATEMENTS (IPSAS - CASH)

For the Year Ended 31st December, 2021

Internal Use Only



September 14, 2022

The Honorable Chairman,
Anka Local Government Council,
Anka, Zamfara State.

Dear Sir,

CERTIFICATE OF BALANCE IRO ANKA LOCAL GOVERNMENT COUNCIL

We write to confirm that account number **5680000763** belonging to ANKA LOCAL GOVERNMENT COUNCIL had the sum of Fifty-Four thousand, Two Hundred and Five Naira, Twenty-Five Kobo only (N54,213.25K) as at December 31 2021.


This information is given in strict confidence for the purpose of Balance Enquiry only.


Thank you for your usual co-operation.

Yours faithfully,



For: **FIDELITY BANK PLC**


AUTHORIZED SIGNATORY


AUTHORIZED SIGNATORY

Fidelity Bank Internal Use Only

www.fidelitybank.ng

Fidelity Bank Plc
12, Government House Road, Gusau,
Zamfara State, Nigeria.
Swift: FIDTNGLA
+234 0(1)4485252
info@fidelitybank.ng

Mr. Mustafa **Chike-Obi** (Chairman), Pastor Kings C. **Akuma** (Non-Executive Director), Mr. Chidi B. **Agbapu** (Non-Executive Director), Alhaji Mohammed I. **Inuwa** (Independent Non-Executive Director), Engr. Henry I. **Obih** (Independent Non-Executive Director), Mrs. Amaka T. **Onwughalu** (Non-Executive Director), Mr. Nelson C. **Nweke** (Non-Executive Director), Mr. Chinedu E. **Okoko** (Non-Executive Director), Mrs. Nneka C. **Onyeali-Ikpe** (Managing Director/CEO), Mr. Obaro **Odeghe** (Executive Director), Mr. Hassan **Imam** (Executive Director), Mr. Kevin **Ugwuoke** (Executive Director), Dr. Ken **Opara** (Executive Director)



**ZAMFARA STATE OF NIGERIA
ANKA LOCAL GOVERNMENT**

REPORT AND FINANCIAL STATEMENTS (IPSAS - CASH)

For the Year Ended 31st December, 2021



No1 Govt House Road,
Gusau, Zamfara state.
23rd August, 2022

The Director Finance,
MIN FOR LOCAL GOVT ACCOUNT--JAAC 1
Zamfara State.

Dear Sir,

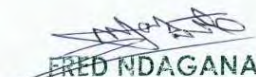
CERTIFICATE OF BALANCE ON ACCOUNT 1015967533

We write to confirm that MIN FOR LOCAL GOVT ACCOUNT--JAAC 1
1015967533 had the sum (252,295.60) at 31st December, 2021.

At the request of our client, we hereby confirm his certificate of
balance as appended below for your further action

Yours Faithfully,

For: United Bank for Africa PLC


FRED NDAGANA
Authorized Signatory


ASMAU SABO
Authorized Signatory

United Bank for Africa Plc. RC No. 2457. UBA House, 57 Marina, Lagos

Tony O. Elumelu CON (Group Chairman), Amb. Joseph Keshi OON (Vice-Chairman), Kennedy Uzoka (GMD/CEO),
Oliver Alawuba (DMD Africa), Ayoku Liadi (DMD Nigeria), Executive Directors: Uche Ike, Chukwuma Nweke,
Ibrahim Puri, Chiugo Ndubisi. Non-Executive Directors: Owanari Duke, Samuel Oni FCA, Angela Aneke,
Erelu Angela Adebayo, Abdulqadir J. Bello, Kayode Fasola, Aisha Hassan-Baba.

www.ubagroup.com

Tin: 01126011 - 0001



**ZAMFARA STATE OF NIGERIA
ANKA LOCAL GOVERNMENT**

REPORT AND FINANCIAL STATEMENTS (IPSAS - CASH)

For the Year Ended 31st December, 2021

RC: 103022

Property of Fidelity Bank Plc: Do Not Share



August 19, 2022

The Director, Finance & Supply,
Ministry for Local Government Affairs,
Gusau, Zamfara State.



CERTIFICATE OF BALANCE – JAAC – ZAMFARA STATE JOINT LOCAL GOVERNMENT ACCOUNT (5670000027)

We write to confirm that account number 5670000027 belonging to Zamfara State Local Govt Joint -Account had the sum of Two Thousand, Eight Hundred and Ninety Three Naira, Eighty Seven kobo only (N2,893.87) as at December 31 2021.

This information is given in strict confidence for the purpose of Balance Enquiry only.

Thank you for your usual co-operation.

Yours faithfully,

For: **FIDELITY BANK PLC**

AUTHORIZED SIGNATORY

AUTHORIZED SIGNATORY

Property of Fidelity Bank Plc: Do not share without the express permission of Fidelity Bank www.fidelitybank.ng

Fidelity Bank Plc
12, Government House Road, Gusau,
Zamfara State, Nigeria.
Swift: FIDTNGLA
+234 0(1)4485252
info@fidelitybank.ng

Mr. Mustafa **Chike-Obi** (Chairman), Pastor Kings C. **Akuma** (Non-Executive Director), Mr. Chidi B. **Agbapu** (Non-Executive Director), Alhaji Mohammed I. **Inuwa** (Independent Non-Executive Director), Engr. Henry I. **Obih** (Independent Non-Executive Director), Mrs. Amaka T. **Onwughalu** (Non-Executive Director), Mr. Nelson C. **Nweke** (Non-Executive Director), Mr. Chinedu E. **Okeke** (Non-Executive Director), Mrs. Nneka C. **Onyeali-Ikpe** (Managing Director/CEO), Mr. Obaro **Odeghe** (Executive Director), Mr. Hassan **Imam** (Executive Director), Mr. Kevin **Ugwuoke** (Executive Director), Dr. Ken **Opara** (Executive Director)



**ZAMFARA STATE OF NIGERIA
ANKA LOCAL GOVERNMENT**

REPORT AND FINANCIAL STATEMENTS (IPSAS - CASH)

For the Year Ended 31st December, 2021



No 1 Govt House Road,
Gusau, Zamfara state.
25th August, 2022

The Director Finance,
ZAMFARA STATE LOCAL GOVTS SALARY ACCOUNT
Zamfara State.

Dear Sir,

CERTIFICATE OF BALANCE ON ACCOUNT 1018795827

We write to confirm that ZAMFARA STATE LOCAL GOVTS SALARY ACCOUNT **1018795827** had the sum (2,013,357.34Cr) at 31st December, 2021.

At the request of our client, we hereby confirm his certificate of balance as appended below for your further action

Yours Faithfully,

For: United Bank for Africa PLC

FRED NDAGANA
Authorized Signatory

ASMAU SABO
Authorized Signatory

United Bank for Africa Plc. RC No. 2457. UBA House, 57 Marina, Lagos

Tony O. Elumelu CON (Group Chairman), Amb. Joseph Keshi OON (Vice-Chairman), Kennedy Uzoka (GMD/CEO), Oliver Alawuba (DMD Africa), Ayoku Liadi (DMD Nigeria), Executive Directors: Uche Ike, Chukwuma Nweke, Ibrahim Puri, Chiugo Ndubisi. Non-Executive Directors: Owanari Duke, Samuel Oni FCA, Angela Aneke, Erelu Angela Adebayo, Abdulqadir J. Bello, Kayode Fasola, Aisha Hassan-Baba.

www.ubagroup.com

Tin: 01126011 - 0001



**ZAMFARA STATE OF NIGERIA
ANKA LOCAL GOVERNMENT**

REPORT AND FINANCIAL STATEMENTS (IPSAS - CASH)

For the Year Ended 31st December, 2021

4

RC: 103022

Property of Fidelity Bank Plc: Do Not Share



August 19, 2022

The Director, Finance & Supply,
Ministry for Local Government Affairs,
Gusau, Zamfara State.



CERTIFICATE OF BALANCE – JAAC – ZAMFARA STATE LOCAL GOVERNMENT SALARY ACCOUNT (5680000842)

We write to confirm that account number 5680000842 belonging to Zamfara State Local Govt Joint -Account had the sum of Fifty Seven Thousand, Six Hundred and Twenty Five Naira, Thirty Eight Kobo only (N57, 625. 38) as at December 31 2021.

This information is given in strict confidence for the purpose of Balance Enquiry only.

Thank you for your usual co-operation.

Yours faithfully,

For: **FIDELITY BANK PLC**

AUTHORIZED SIGNATORY

AUTHORIZED SIGNATORY

Property of Fidelity Bank Plc: Do not share without the express permission of Fidelity Bank www.fidelitybank.ng

Fidelity Bank Plc
12, Government House Road, Gusau,
Zamfara State, Nigeria.
Swift: FIDTNGLA
+234 0(1)4485252
info@fidelitybank.ng

Mr. Mustafa **Chike-Obi** (Chairman), Pastor Kings C. **Aluma** (Non-Executive Director), Mr. Chidi B. **Agbapu** (Non-Executive Director), Alhaji Mohammed I. **Inuwa** (Independent Non-Executive Director), Engr. Henry I. **Obih** (Independent Non-Executive Director), Mrs. Amaka T. **Onwughalu** (Non-Executive Director), Mr. Nelson C. **Nweke** (Non-Executive Director), Mr. Chinedu E. **Okeke** (Non-Executive Director), Mrs. Nneka C. **Onyeali-Ikpe** (Managing Director/CEO), Mr. Obaro **Odegho** (Executive Director), Mr. Hassan **Imam** (Executive Director), Mr. Kevin **Ugwuoke** (Executive Director), Dr. Ken **Opara** (Executive Director)



**ZAMFARA STATE OF NIGERIA
ANKA LOCAL GOVERNMENT**

REPORT AND FINANCIAL STATEMENTS (IPSAS - CASH)

For the Year Ended 31st December, 2021



No1 Govt House Road,
Gusau, Zamfara state.
23rd August, 2022

The Director Finance,
MINISTRY FOR LOCAL GOVT DEVELOPMENT SAVINGS ACCT
Zamfara State.

Dear Sir,

CERTIFICATE OF BALANCE ON ACCOUNT 1019185166

We write to confirm that MINISTRY FOR LOCAL GOVT DEVELOPMENT SAVINGS ACCT **1019185166** had the sum (256,026,079.66) at 31st December, 2021.

At the request of our client, we hereby confirm his certificate of balance as appended below for your further action

Yours Faithfully,

For: United Bank for Africa PLC


FRED NDAGANA
Authorized Signatory


ASMAU SABO
Authorized Signatory

United Bank for Africa Plc. RC No. 2457. UBA House, 57 Marina, Lagos

Tony O. Elumelu CON (Group Chairman), Amb. Joseph Keshi OON (Vice-Chairman), Kennedy Uzoka (GMD/CEO), Oliver Alawuba (DMD Africa), Ayoku Liadi (DMD Nigeria), Executive Directors: Uche Ike, Chukwuma Nweke, Ibrahim Puri, Chiguo Ndubisi. Non-Executive Directors: Owanari Duke, Samuel Oni FCA, Angela Aneke, Erelu Angela Adebayo, Abdulqadir J. Bello, Kayode Fasola, Aisha Hassan-Baba.

www.ubagroup.com

Tin: 01126011 - 0001



**ZAMFARA STATE OF NIGERIA
ANKA LOCAL GOVERNMENT**

REPORT AND FINANCIAL STATEMENTS (IPSAS - CASH)

For the Year Ended 31st December, 2021



The Manager,
Heritage Bank Plc.
Zamfara State.
August 18, 2022.

The Director Finance,
Ministry for Local Government and Chieftaincy Affairs,
Zamfara State.

Dear Sir,

RE: REQUEST FOR STATEMENT AND CERTIFICATE OF ACCOUNT

We write to confirm that DEVELOPMENT SAVINGS ACCOUNT, ZAMFARA STATE 5900009176 had the sum of N303,427.02 at December 31, 2022.

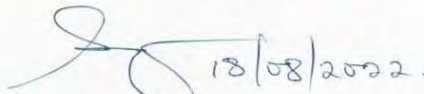
At the request of our client, we hereby confirm his Certificate of balance as appended below for your further action.

Please acknowledge receipt on the duplicate copy.

Thank you.

Yours faithfully,

For: **HERITAGE BANK PLC**


18/08/2022.
Authorised Signatory


18/08/22
Authorised Signatory

Heritage Bank Plc RC No: 1259460
Plot 292B, Ajose Adeogun Street, Victoria Island, Lagos
01 2369500, 01 6329500

www.hbng.com
info@hbng.com

Acting Chairman: Alh. Jani Ibrahim, MD/CEO: Mr Ifie Sekibo, Executive Director: Mr Jude Monye
Directors: Mr Adewunmi Ogunsanya, (SAN), Mr Ndotimi Alaibe, Mrs Oluwayemisi Disu.



**ZAMFARA STATE OF NIGERIA
ANKA LOCAL GOVERNMENT**

REPORT AND FINANCIAL STATEMENTS (IPSAS - CASH)

For the Year Ended 31st December, 2021

RC: 103022

Property of Fidelity Bank Plc: Do Not Share



August 19, 2022
The Director, Finance & Supply,
Ministry for Local Government Affairs,
Gusau, Zamfara State.



CERTIFICATE OF BALANCE - JAAC - ZAMFARA STATE LOCAL GOVERNMENT SALARY ACCOUNT (5030029547)

We write to confirm that account number 5030029547 belonging to Zamfara State Development Project Saving Account JAAC had the sum of Five Thousand, Seventy-One Naira Ninety-Two Kobo Only (N5,071.92) as at December 31 2021.

This information is given in strict confidence for the purpose of Balance Enquiry only.

Thank you for your usual co-operation.

Yours faithfully,

For: **FIDELITY BANK PLC**

AUTHORIZED SIGNATORY

AUTHORIZED SIGNATORY

Property of Fidelity Bank Plc: Do not share without the express permission of Fidelity Bank www.fidelitybank.ng

Fidelity Bank Plc
12, Government House Road, Gusau,
Zamfara State, Nigeria.
Swift: FIDTNGLA
+234 0(1)4485252
info@fidelitybank.ng

Mr. Mustafa **Chike-Obi** (Chairman), Pastor Kings C. **Akuma** (Non-Executive Director), Mr. Chidi B. **Agbapu** (Non-Executive Director), Alhaji Mohammed I. **Inuwa** (Independent Non-Executive Director), Engr. Henry J. **Obili** (Independent Non-Executive Director), Mrs. Amaka T. **Onwughalu** (Non-Executive Director), Mr. Nelson C. **Nweke** (Non-Executive Director), Mr. Chinedu E. **Okeke** (Non-Executive Director), Mrs. Nneka C. **Onyeali-Ikpe** (Managing Director/CEO), Mr. Obaro **Odegho** (Executive Director), Mr. Hassan **Imam** (Executive Director), Mr. Kevin **Ugwuoke** (Executive Director), Dr. Ken **Opara** (Executive Director)



**ZAMFARA STATE OF NIGERIA
ANKA LOCAL GOVERNMENT**

REPORT AND FINANCIAL STATEMENTS (IPSAS - CASH)

For the Year Ended 31st December, 2021



No1 Govt House Road,
Gusau, Zamfara state.
22nd August, 2022

The Director Finance,
ADVERT REVENUE ACCOUNT MINISTRY OF LOCAL GOVT AND
CHIEFTANCY
Zamfara State.

Dear Sir,

CERTIFICATE OF BALANCE ON ACCOUNT 1016293903

We write to confirm that ADVERT REVENUE ACCOUNT MINISTRY OF
LOCAL GOVT AND CHIEFTANCY **1016293903** had the sum (39,044.15
Cr) at 31st December, 2021 respectively.

At the request of our client, we hereby confirm his certificate of
balance as appended below for your further action

Yours Faithfully,

For: United Bank for Africa PLC


FRED NDAGANA
Authorized Signatory


ASMAU SABO
Authorized Signatory

United Bank for Africa Plc. RC No. 2457. UBA House, 57 Marina, Lagos

Tony O. Elumelu CON (Group Chairman), Amb. Joseph Keshi OON (Vice-Chairman), Kennedy Uzoka (GMD/CEO),
Oliver Alawuba (DMD Africa), Ayoku Liadi (DMD Nigeria), Executive Directors: Uche Ike, Chukwuma Nweke,
Ibrahim Puri, Chiugo Ndubisi, Non-Executive Directors: Owanari Duke, Samuel Oni FCA, Angela Aneke,
Erelu Angela Adebayo, Abdulqadir J. Bello, Kayode Fasola, Aisha Hassan-Baba.

www.ubagroup.com

Tin: 01126011 - 0001



**ZAMFARA STATE OF NIGERIA
ANKA LOCAL GOVERNMENT**

REPORT AND FINANCIAL STATEMENTS (IPSAS - CASH)

For the Year Ended 31st December, 2021



30TH August, 2022

The Director Finance,
Ministry For Local Govt. Affairs,
Gusau.

Sir,

CERTIFICATE OF BANK BALANCE ON ACCOUNT 0021892315

We hereby confirm that the balance on account 0021892315-{MIN. FOR LOCAL GOVT AND CHIE. AFF} as at 31/12/2021 is N184,660.10 (One Hundred And Eighty Four Thousand, Six Hundred And Sixty Naira, Ten Kobo) only.

Thank you.

Yours faithfully

For: STERLING BANK

Yahaya Shehu
AUTHORISED SIGNATORY

Ibrahim Sabo
AUTHORISED SIGNATORY

Board of Directors

Chairman
Mr. Asue Ighodalo

MD/CEO
Mr. Abubakar Suleiman

Executive Directors
Mr. Yemi Odubiyi
Mr. Emmanuel Emeffienim
Mr. Tunde Adeola
Mr. Raheem Owodeyi

Non-Executive Directors
Mr. Ankala Prasad (Indian)
Mr. Olaitan Kajero
Mrs. Tairat Tijani
Mr. Michael Jituboh
Mrs. Folasade Kilaso
Mr. Paritosh Tripathi (Indian)

Independent Directors
Dr. (Mrs.) Omolara-Akanji
Mr. Michael Ajukwu

Sterling Bank Plc. (RC No 2392)

Head Office: 20 Marina, Lagos.
TEL: 01-700 3270
sterling.ng



**ZAMFARA STATE OF NIGERIA
ANKA LOCAL GOVERNMENT**

REPORT AND FINANCIAL STATEMENTS (IPSAS - CASH)

For the Year Ended 31st December, 2021

ZENITH BANK PLC

RC: 150224

ZAMFARA BRANCH

No. 49 Sani Abacha Way, Gusau,
Zamfara State.
Tel: (063) 204436,7,9, 204382,4,8, 204439
www.zenithbank.com



DATE: 31/08/2022

CERTIFICATE OF BALANCE

ACCOUNT NAME: ZAMFARA STATE MINISTRY FOR LOCAL
GOVERNMENT AFFAIRS

ACCOUNT NUMBER 1012848206

MONTH DECEMBER

CLEARED BALANCE N 18,168,132.27

UNCLEARED BALANCE N 0.00 AS AT 31ST DECEMBER 2021

BALANCE (CLEARED+UNCLEARED) N 18,168,132.27 AS AT 31ST DECEMBER 2021


MANSUR BUSARI
Head of Operations


SALMAN HARUNA
Branch Head

THE BOARD

Chairman: Jim Ovia, **CON Group Managing Director/CEO:** Ebenezer Onyeagwu | **Deputy Managing Director:** Adaora Umeoji.
Executive Directors: Umar Shuaib Ahmed | Temitope Fazoranti | Dennis Olisa | Henry Oroh | Mrs. Adobi Stella Nwapa | Mr. Anthony Akindele Ogunranti
Non-Executives: Mr. Gabriel Ukpeh | Engr. Mustafa Bello | Dr. Al-Mujtaba Abubakar | Omobola Ibidapo-Obe Ogunfowora (PhD)
Mr. Peter Olatunde Bamkole | Mr. Chuks Emma Okoh