

ZAMFARA STATE OF NIGERIA

A LAW TO PROVIDE FOR THE ISSUE AND SUPPLEMENTARY APPROPRIATION FROM THE CONSOLIDATED REVENUE FUND OF ZAMFARA STATE, THE SUM OF FOUR HUNDRED AND THIRTY-SIX BILLION NINE HUNDRED AND NINETY-EIGHT MILLION THREE HUNDRED AND TWENTY-ONE THOUSAND NAIRA (N436,998,321,000.00) ONLY, 2024

LAW NO. *28*, 2024.





ZAMFARA STATE OF NIGERIA

A LAW TO PROVIDE FOR THE ISSUE AND SUPPLEMENTARY APPROPRIATION FROM THE CONSOLIDATED REVENUE FUND OF ZAMFARA STATE, THE SUM OF FOUR HUNDRED AND THIRTY-SIX BILLION NINE HUNDRED AND NINETY-EIGHT MILLION THREE HUNDRED AND TWENTY-ONE THOUSAND NAIRA (N436,998,321,000.00) ONLY, 2024

LAW NO. OF 2024

Preamble **WHEREAS** under sections 120 and 121 of the Constitution of the Federal Republic of Nigeria, 1999 (As Amended) the Governor shall cause to be prepared and laid before the House of Assembly, a Law to cover the amount to be appropriated by the Appropriation Law.

WHEREAS the head of expenditure contained in the estimates, other than expenditure charged upon the Consolidated Revenue Fund of the State shall be included in a Law to be known as the Appropriation Law, providing issue from the Consolidated Revenue Fund of the State sums necessary to meet the expenditure and the appropriation of those sums for the purpose specified therein.


AND WHEREAS pursuant to the provisions of sections 120 and 121 of the Constitution (supra), the Zamfara State Government is empowered to cause and laid before the Zamfara State House of Assembly a Supplementary Appropriation Bill for deliberations and passage into Law by the Zamfara State House of Assembly

Enactment The Zamfara State House of Assembly enacts as follows –

Citation 1. This Law may be cited as Supplementary Appropriation Law, 2024 (1446 A.H.).

Commencement 2. This Law shall come into operation on the day of.....2024

2



Interpretation 3. In this Law -

"Appropriation Law" means the Appropriation enacted under section 120 and section 121 of the Constitution of the Federal Republic of Nigeria, 1999 (As Amended) to cover the estimates and expenditure for the year ending 31st December, 2024;

"Accountant General" means the Accountant General of the State;

"Recurrent Expenditure" means monthly running cost of the Ministries, Parastatals and Agencies for the payment of Personnel Cost, Overhead Cost, Consolidated Revenue Fund Charges and Internal Debts Services;

"Capital Expenditure" means money set aside in the year 2024 Budget of Zamfara State for the execution of Capital Projects;

"Governor" means the Governor of the State;

"State" means Zamfara State of Nigeria;

"Subvention" means salaries and overhead costs of parastatals and agencies;

Expenditure of 4.
(N436,998,321,000.00)

(1) The Accountant General of the State may when authorized to do so by warrant signed by the Commissioner for Finance, pay out of the Consolidated Revenue Fund of the State during the year ending 31st December, 2014 the sums specified by warrant, not exceeding in the aggregate **Four Hundred and Thirty Six Billion, Nine Hundred and Ninety Eight Million, Three Hundred and Twenty One Thousand Naira (N436,998,321,000.00) Only, 2024.**

(2) the sum of **Four Hundred and Thirty Six Billion, Nine Hundred and Ninety Eight Million, Three Hundred and Twenty One Thousand Naira (N436,998,321,000.00) Only, 2024.** is now to be appropriated from the Consolidated Revenue Funds of the State to Cover **One Hundred and Forty Four Billion Three Hundred and Ninety One Million, Three Hundred and Twenty One Thousand Naira (N144,391,321,000.00) Only** as Recurrent Expenditure and **Two Hundred and Ninety Two Billion Six**




Hundred and Seven Million Naira (N292,607,000,000.00) Only as Capital Expenditure.

- (3) The said sum shall be deemed to have been appropriated for the purpose and in the manner expressed in the schedules attached to this Law.

SCHEDULE I

2024 SUPPLEMENTARY BUDGET SUMMARY


Item	2024 Original Budget	2024 Revised Budget
Recurrent Revenue	163,465,005,000.00	204,799,655,000.00
11 - GOVERNMENT SHARE OF FAAC	107,930,230,000.00	172,030,230,000.00
12 - INDEPENDENT REVENUE	55,534,775,000.00	32,769,425,000.00
Recurrent Expenditure	118,358,079,515.00	144,391,321,000.00
21 - PERSONNEL COST	35,579,537,000.00	44,101,833,000.00
22 - OTHER RECURRENT COSTS, of which:	82,778,542,515.00	100,289,488,000.00
Other Non Debt Recurrent	66,942,278,786.00	83,553,224,271.00
Debt Service	15,836,263,729.00	16,736,263,729.00
Transfer to Capital Account	45,106,925,485.00	60,408,334,000.00
Other Receipts	263,098,666,000.00	232,198,666,000.00
13 - AID AND GRANTS	183,098,666,000.00	199,198,666,000.00
14 - CAPITAL DEVELOPMENT FUND (CDF) RECEIPTS	80,000,000,000.00	33,000,000,000.00
23 - CAPITAL EXPENDITURE (Capital Expenditure)	308,205,591,485.00	292,607,000,000.00




Total Revenue (including OB)	426,563,671,000.00	436,998,321,000.00
Total Expenditure	426,563,671,000.00	436,998,321,000.00

**SCHEDULE II
PROPOSED MDAs EXPENDITURE**


Name of MDA	Recurrent Expenditure	Capital Expenditure	Total Expenditure
Total Expenditure	144,391,321,000.00	292,607,000,000.00	436,998,321,000.00
Administrative Sector	64,911,777,247.00	23,264,500,000.00	88,176,277,247.00
Government House Administration	31,399,478,750.00	8,224,500,000.00	39,623,978,750.00
Government House Administration	2,787,200,000.00	4,230,000,000.00	7,017,200,000.00
Office Of The Deputy Governor	1,124,900,000.00	-	1,124,900,000.00
Office Of The Executive Governor	22,832,300,000.00	-	22,832,300,000.00
Office Of The Chief Of Staff	230,500,000.00	-	230,500,000.00
Principal Private Secretary - Pps	279,850,000.00	-	279,850,000.00
Zamfara Geographic Information System (Zagis)	249,788,000.00	190,000,000.00	439,788,000.00
Intergovernmental Relations Office	290,200,000.00	-	290,200,000.00
Bureau For Public Procurement (Bpp)	47,770,000.00	75,000,000.00	122,770,000.00
Media And Communication Unit	608,850,000.00	85,000,000.00	693,850,000.00
Government Enterprises And Empowerment Programme (Geep)	19,050,000.00	300,000,000.00	319,050,000.00
Directorate Of Political & Inter Party Relations	300,750,000.00	-	300,750,000.00
Inter- Community Relations	122,200,000.00	-	122,200,000.00
Non-Governmental Organisations/Protocol	616,350,000.00	-	616,350,000.00
Office Of The Surveyor General	68,700,000.00	-	68,700,000.00
Zamfara Investment Promotion Agency	178,120,000.00	34,500,000.00	212,620,000.00
Economic And Finance	105,500,000.00	-	105,500,000.00



Matters			
Special Duties	242,350,000.00	-	242,350,000.00
Humanitarian And Relief Matters	173,600,000.00	2,800,000,000.00	2,973,600,000.00
National Social Investment Programme (N-Sip)	83,800,000.00	-	83,800,000.00
Zamfara Emergency Management Agency	246,650,000.00	-	246,650,000.00
Home-Grown School Feeding Programme	23,850,750.00	510,000,000.00	533,850,750.00
Zamfara State Cash Transfer Unit	119,350,000.00	-	119,350,000.00
Domestic Affairs Unit	417,450,000.00	-	417,450,000.00
Infrastructure And Urban Renewal	15,800,000.00	-	15,800,000.00
Projects Implementation Unit	214,600,000.00	-	214,600,000.00
State Assembly	2,244,862,694.64	1,000,000,000.00	3,244,862,694.64
Zamfara State House Of Assembly	2,026,262,694.64	1,000,000,000.00	3,026,262,694.64
House Of Assembly Service Commission	218,600,000.00	-	218,600,000.00
Ministry Of Information And Culture	1,649,365,297.36	1,140,000,000.00	2,789,365,297.36
Ministry Of Information And Culture	625,350,000.00	1,054,000,000.00	1,679,350,000.00
History Bureau	53,650,000.00	-	53,650,000.00
Council For Arts And Culture	124,000,000.00	12,000,000.00	136,000,000.00
Zamfara State Radio Am	241,327,797.36	-	241,327,797.36
Zamfara State Television Services	150,200,000.00	-	150,200,000.00
Zamfara State Gold City Fm Radio	72,250,000.00	-	72,250,000.00
Media Corporation	176,537,500.00	-	176,537,500.00
Censorship Board	81,850,000.00	-	81,850,000.00
Printing And Publishing Company (Legacy Newspaper) And Government Printing Press	124,200,000.00	74,000,000.00	198,200,000.00
Ministry of Internal Security and Home Affairs	986,860,000.00	800,000,000.00	1,786,860,000.00




Ministry Of Internal Security And Home Affairs	986,860,000.00	800,000,000.00	1,786,860,000.00
Head of Civil Service	13,338,800,000.00	150,000,000.00	13,488,800,000.00
Public Service Office	1,594,500,000.00	150,000,000.00	1,744,500,000.00
Establishment & Human Resource Development	645,750,000.00	-	645,750,000.00
Directorate of Labour Matters	6,000,000.00	-	6,000,000.00
State and Local Government Pension Commission	11,092,550,000.00	-	11,092,550,000.00
Auditor General	393,150,000.00	-	393,150,000.00
Office of the Auditor General (State)	254,150,000.00	-	254,150,000.00
Office of the Auditor General for Local Governments	139,000,000.00	-	139,000,000.00
Civil Service Commission	205,310,000.00	320,000,000.00	525,310,000.00
Civil Service Commission	205,310,000.00	320,000,000.00	525,310,000.00
Zamfara State Independent Electoral Commission	2,432,900,000.00	3,125,000,000.00	5,557,900,000.00
Zamfara State Independent Electoral Commission	2,432,900,000.00	3,125,000,000.00	5,557,900,000.00
Local Government Service Commission	257,900,000.00	45,000,000.00	302,900,000.00
Local Government Service Commission	257,900,000.00	45,000,000.00	302,900,000.00
Office of the Secretary to the State Government	10,035,450,021.00	7,040,000,000.00	17,075,450,021.00
Cabinet Affairs	5,399,000,000.00	-	5,399,000,000.00
General Services	1,633,350,000.00	3,680,000,000.00	5,313,350,000.00
State Executive Council Secretariat	33,050,021.00	-	33,050,021.00
Liaison Office Abuja	10,000,000.00	-	10,000,000.00
Hisbah Commission	338,650,000.00	20,000,000.00	358,650,000.00
Quota System And Recruitment	72,400,000.00	-	72,400,000.00
Zamfara Information Technology Development Agency (Zitda)	934,350,000.00	3,340,000,000.00	4,274,350,000.00




Zamfara Agency for the Control of Aids (Zamsaca)	103,600,000.00	-	103,600,000.00
Hajj Commission	1,431,050,000.00	-	1,431,050,000.00
Directorate Of Poverty Alleviation Agency	5,000,000.00	-	5,000,000.00
Substance Abuse And Human Trafficking Agency	75,000,000.00	-	75,000,000.00
Ministry for Religious Affairs	1,967,700,484.00	1,420,000,000.00	3,387,700,484.00
Ministry For Religious Affairs	495,050,000.00	420,000,000.00	915,050,000.00
Ulama Consultative Council	37,900,000.00	-	37,900,000.00
Zakkat And Endowment Board	1,406,550,484.00	1,000,000,000.00	2,406,550,484.00
Directorate Of Religious Matters	28,200,000.00	-	28,200,000.00
Economic Sector	32,879,098,245.00	197,047,411,930.38	229,926,510,175.38
Ministry Of Agriculture	2,159,420,000.00	11,777,000,000.00	13,936,420,000.00
Ministry Of Agriculture	1,309,950,000.00	11,777,000,000.00	13,086,950,000.00
College Of Agriculture, Animal Science And Technology, Bakura	518,250,000.00	-	518,250,000.00
Zamfara Agricultural Development Agency (Zada)	161,000,000.00	-	161,000,000.00
Zamfara State Ifad – Caps	9,500,000.00	-	9,500,000.00
Second Livestock Development Project	26,700,000.00	-	26,700,000.00
Rural Access And Agricultural Marketing Project (Raamp)	13,170,000.00	-	13,170,000.00
Farmer's Agricultural Supply Company (Fascom)	120,850,000.00	-	120,850,000.00
Ministry Of Finance	25,434,243,730.00	15,429,000,000.00	40,863,243,730.00
Ministry Of Finance	6,346,850,001.00	15,210,000,000.00	21,556,850,001.00
Board Of Survey	16,050,000.00	-	16,050,000.00
Store Control Unit	14,500,000.00	-	14,500,000.00
Debt Management Office	16,832,243,729.00	-	16,832,243,729.00
Office Of The Accountant General	853,450,000.00	-	853,450,000.00


Del



Project Finance Management Unit	16,550,000.00	-	16,550,000.00
Board Of Internal Revenue	1,354,600,000.00	219,000,000.00	1,573,600,000.00
Ministry Of Commerce, Industry & Tourism	1,068,935,000.00	5,360,120,445.38	6,429,055,445.38
Ministry Of Commerce, Industry & Tourism	248,400,000.00	5,210,120,442.38	5,458,520,442.38
Commodity, Marketing And Distribution Company	476,900,000.00	-	476,900,000.00
Amusement Park	31,100,000.00	-	31,100,000.00
Markets Development And Management	65,400,000.00	-	65,400,000.00
Investment And Property Development Company	161,725,000.00	150,000,003.00	311,725,003.00
Hotels And Tourism Management Board	85,410,000.00	-	85,410,000.00
Ministry Of Works And Infrastructure	2,562,279,515.00	96,282,291,485.00	98,844,571,000.00
Ministry Of Works And Infrastructure	302,850,000.00	94,374,591,485.00	94,677,441,485.00
Zamfara Urban, Rural Electrification And Telecommunication Agency (Zureta)	65,000,000.00	1,130,000,000.00	1,195,000,000.00
Works School	18,075,000.00	-	18,075,000.00
Zamfara Roads Agency (Zara)	141,600,000.00	100,000,000.00	241,600,000.00
Zamfara Roads Traffic Agency (Zarota)	146,470,000.00	-	146,470,000.00
Vehicle Inspection Office	9,795,000.00	-	9,795,000.00
Zamfara State Fire Service	350,350,000.00	395,000,000.00	745,350,000.00
Zamafara State Water Corporation	1,353,390,000.00	-300,000,000.00	1,053,390,000.00
Rural Water Supply And Sanitation Agency (Ruwatsan)	136,200,000.00	122,700,000.00	258,900,000.00
Directorate Of Rural Water Supply	38,549,515.00	460,000,000.00	498,549,515.00
Ministry Of Budget And Planning	1,097,800,000.00	57,620,000,000.00	58,717,800,000.00
Ministry Of Budget And Planning	734,950,000.00	57,620,000,000.00	58,354,950,000.00




Sustainable Development Goals	48,300,000.00	-	48,300,000.00
State Operations Coordinating Unit (Socu)	176,300,000.00	-	176,300,000.00
State Bureau Of Statistics	138,250,000.00	-	138,250,000.00
Ministry Of Housing And Urban Development	556,420,000.00	10,579,000,000.00	11,135,420,000.00
Ministry Of Housing And Urban Development	257,650,000.00	10,579,000,000.00	10,836,650,000.00
Housing Corporation	32,700,000.00	-	32,700,000.00
Zamfara Urban And Regional Planning Board (Zurepb)	266,070,000.00	-	266,070,000.00
Law And Justice Sector	4,698,000,000.00	1,886,500,000.00	6,584,500,000.00
Judiciary	3,144,050,000.00	1,460,500,000.00	4,604,550,000.00
High Court Of Justice	1,301,400,000.00	765,000,000.00	2,066,400,000.00
Shari'ah Court Of Appeal	1,664,550,000.00	645,500,000.00	2,310,050,000.00
Judicial Service Commission	178,100,000.00	50,000,000.00	228,100,000.00
Ministry of Justice	1,553,950,000.00	426,000,000.00	1,979,950,000.00
Ministry of Justice	1,322,350,000.00	426,000,000.00	1,748,350,000.00
Directorate of Judicial Services and Legal Matters	24,300,000.00	-	24,300,000.00
Law Reform Commission	9,500,000.00	-	9,500,000.00
Anti-Corruption And Public Complaints Commission	197,800,000.00	-	197,800,000.00
Social Sector	41,902,445,508.00	70,408,588,069.62	112,311,033,577.62
Ministry Of Youth And Sports Development	679,990,000.00	2,540,000,000.00	3,219,990,000.00
Ministry Of Youth And Sports Development	334,040,000.00	2,540,000,000.00	2,874,040,000.00
Sports Council	345,950,000.00	-	345,950,000.00
Ministry Of Women And Social Development	581,525,000.00	1,940,000,000.00	2,521,525,000.00
Ministry Of Women And Social Development	556,600,000.00	1,940,000,000.00	2,496,600,000.00
Mental Home	24,925,000.00	-	24,925,000.00
Ministry of Education, Science And	27,149,577,508.00	19,506,300,000.00	46,655,877,508.00



Technology			
Ministry Of Education, Science And Technology	13,072,150,000.00	19,026,300,000.00	32,098,450,000.00
Arabic And Islamic Education Board	1,314,430,000.00	-	1,314,430,000.00
Senior Secondary Schools Management Board	3,507,512,508.00	480,000,000.00	3,987,512,508.00
Quality Assurance Authority	161,050,000.00	-	161,050,000.00
State Universal Basic Education Board	791,150,000.00	-	791,150,000.00
Library Board	28,400,000.00	-	28,400,000.00
Agency For Mass Education Board	278,900,000.00	-	278,900,000.00
Agency For Nomadic Education	107,675,000.00	-	107,675,000.00
Abdu Gusau Polytechnic, Talata Mafara	1,236,650,000.00	-	1,236,650,000.00
Zamfara State University, Talata Mafara	774,300,000.00	-	774,300,000.00
Teachers Service Board	3,090,930,000.00	-	3,090,930,000.00
Scholarship Board	1,245,280,000.00	-	1,245,280,000.00
College Of Education, Maru	849,950,000.00	-	849,950,000.00
Zamfara College Of Arts And Science (Zacas), Gusau	691,200,000.00	-	691,200,000.00
Ministry of Health	10,983,116,000.00	35,777,288,069.62	46,760,404,069.62
Ministry of Health	1,472,350,000.00	35,777,288,069.62	37,249,638,069.62
Zamfara Contributory Healthcare Management Agency (Zamchema)	486,050,000.00	-	486,050,000.00
Primary Health Care Development Agency	211,550,000.00	-	211,550,000.00
Hospital Services Management Board	5,103,850,000.00	-	5,103,850,000.00
King Fahad Women & Children Hospital	99,350,000.00	-	99,350,000.00
Yariman Bakura Specialist Hospital	1,391,900,000.00	-	1,391,900,000.00
Vvf Hospital (Farida)	25,000,000.00	-	25,000,000.00
General Hospital Gusau	29,670,000.00	-	29,670,000.00
General Hospital Talata Mafara	6,600,000.00	-	6,600,000.00
General Hospital Gummi	6,700,000.00	-	6,700,000.00

General Hospital K/Namoda	6,900,000.00	-	6,900,000.00
General Hospital Anka	7,500,000.00	-	7,500,000.00
General Hospital Tsafe	5,950,000.00	-	5,950,000.00
General Hospital Bakura	5,950,000.00	-	5,950,000.00
General Hospital Bukkuyum	6,050,000.00	-	6,050,000.00
General Hospital Maradun	5,950,000.00	-	5,950,000.00
General Hospital Shikafi	5,950,000.00	-	5,950,000.00
General Hospital Dansaudau	5,950,000.00	-	5,950,000.00
General Hospital Zurmi	5,850,000.00	-	5,850,000.00
General Hospital Bungudu	6,050,000.00	-	6,050,000.00
General Hospital Mada	5,950,000.00	-	5,950,000.00
General Hospital B/Magaji	5,850,000.00	-	5,850,000.00
General Hospital Kagara	5,950,000.00	-	5,950,000.00
General Hospital Maru	5,850,000.00	-	5,850,000.00
General Hospital Magami	5,850,000.00	-	5,850,000.00
General Hospital Moriki	5,850,000.00	-	5,850,000.00
General Hospital K/Daji	5,950,000.00	-	5,950,000.00
College Of Nursing Sciences, Gusau	835,500,000.00	-	835,500,000.00
College Of Nursing Sciences, Zurmi	56,650,000.00	-	56,650,000.00
College Of Health Sciences And Techolonogy, Tsafe	755,600,000.00	-	755,600,000.00
Drugs And Medical Consumables Management Agency	398,996,000.00	-	398,996,000.00
Ministry Of Environment And Natural Resources	2,239,437,000.00	9,695,000,000.00	11,934,437,000.00
Ministry Of Environment And Natural Resources	858,800,000.00	9,545,000,000.00	10,403,800,000.00
Forestry Iii Project	46,200,000.00	-	46,200,000.00
Forest Management Agency	110,287,000.00	-	110,287,000.00
Zamfara Environmental Protection Agency	1,224,150,000.00	150,000,000.00	1,374,150,000.00
Ministry For Local Government And Chieftaincy	268,800,000.00	950,000,000.00	1,218,800,000.00



Ministry For Local Government Affairs	258,800,000.00	-	258,800,000.00
Council Of Chiefs	10,000,000.00	950,000,000.00	960,000,000.00

**SCHEDULE III
SUMMARY**

1.	TOTAL BUDGET SIZE	436,998,321,000.00
2.	RECURRENT REVENUE	204,799,655,000.00
3.	CAPITAL REVENUE	232,198,666,000.00
4.	RECURRENT EXPENDITURE	144,391,321,000.00
5.	CAPITAL EXPENDITURE	292,607,000,000.00

MADE AT GUSAU THIS 19TH DAY OF DEC 2024

This printed impression has been carefully compared by me with
**A LAW TO PROVIDE FOR THE ISSUE AND SUPPLEMENTARY
 APPROPRIATION FROM THE CONSOLIDATED REVENUE FUND
 OF ZAMFARA STATE, THE SUM OF FOUR HUNDRED AND THIRTY-
 SIX BILLION NINE HUNDRED AND NINETY-EIGHT MILLION
 THREE HUNDRED AND TWENTY-ONE THOUSAND NAIRA
 (N436,998,321,000.00) ONLY, 2024** which was passed by the
 Zamfara State House of Assembly and found by me to be a true and
 correct printed copy of the said bill.



**MAHMUD ALIYU
CLERK TO THE HOUSE**

**ASSENTED TO BY ME, THIS 06th DAY OF December 2024
 DAY OF _____ 1446 A.H**



**DAUDA LAWAL
GOVERNOR, ZAMFARA STATE**

