

ZAMFARA STATE OF NIGERIA

**A LAW TO PROVIDE FOR THE ISSUE AND APPROPRIATION FROM
THE CONSOLIDATED REVENUE FUND OF ZAMFARA STATE,
THE SUM OF FIVE HUNDRED AND FORTY-SIX BILLION,
FOURTEEN MILLION FIVE HUNDRED AND
SEVENTY-FIVE THOUSAND NAIRA
(N546,014,575,000.00), 2025 (1446 A.H.)**

LAW NO. ²⁹....., 2024.

[Faint circular stamp, likely an official seal or signature mark, partially visible in the bottom right corner.]



ZAMFARA STATE OF NIGERIA

A LAW TO PROVIDE FOR THE ISSUE AND APPROPRIATION FROM THE CONSOLIDATED REVENUE FUND OF ZAMFARA STATE, THE SUM OF FIVE HUNDRED AND FORTY-SIX BILLION FOURTEEN MILLION, FIVE HUNDRED AND SEVENTY-FIVE THOUSAND NAIRA (N546,014,575,000.00), 2025 (1446 A.H.)

LAW NO. OF 2024

Preamble **WHEREAS** under sections 120 and 121 of the Constitution of the Federal Republic of Nigeria, 1999 (As Amended) the Governor shall cause to be prepared and laid before the House of Assembly, a Law to cover the amount to be appropriated by the Appropriation Law.

AND WHEREAS the head of expenditure contained in the estimates, other than expenditure charged upon the Consolidated Revenue Fund of the State shall be included in a Law to be known as the Appropriation Law, providing issue from the Consolidated Revenue Fund of the State sums necessary to meet the expenditure and the appropriation of those sums for the purpose specified therein.

Enactment The Zamfara State House of Assembly enacts as follows –

Citation 1. This Law may be cited as Appropriation Law, 2025 (1446 A.H.).

Commencement 2. This Law shall come into operation on the day of.....2025

Interpretation 3. In this Law -

"Appropriation Law" means the Appropriation enacted under section 120 and section 121 of the Constitution of the Federal Republic of Nigeria, 1999 (As Amended) to cover the estimates and expenditure for the year ending 31st December, 2025;

"Accountant General" means the Accountant General of the State;



"Recurrent Expenditure" means monthly running cost of the Ministries, Parastatals and Agencies for the payment of Personnel Cost, Overhead Cost, Consolidated Revenue Fund Charges and Internal Debts Services;

"Capital Expenditure" means money set aside in the year 2025 Budget of Zamfara State for the execution of Capital Projects;

"Governor" means the Governor of the State;

"State" means Zamfara State of Nigeria;

"Subvention" means salaries and overhead costs of parastatals and agencies;

Expenditure of 4.
(N546,014,575,000.00)

- (1) The Accountant General of the State may when authorized to do so by warrant signed by the Commissioner for Finance, pay out of the Consolidated Revenue Fund of the State during the year ending 31st December, 2025 the sums specified by warrant, not exceeding in the aggregate **Five Hundred and Forty-Six Billion, Fourteen Million, Five Hundred and Seventy Five Thousand Naira (N546,014,575,000.00) Only.**
- (2) The sum of **Five Hundred and Forty-Six Billion, Fourteen Million, Five Hundred and Seventy Five Thousand Naira (N546,014,575,000.00) Only**, is now to be appropriated from the Consolidated Revenue Funds of the State to Cover **One Hundred and Fifty One Billion, Six Hundred and Eighty Million Naira (N151,680,000,000.00) Only** as Recurrent Expenditure and **Three Hundred and Ninety Four Billion, Three Hundred and Thirty Four Million, Five Hundred and Seventy Five Thousand Naira (N394,334,575,000.00) Only** as Capital Expenditure.
- (3) The said sum shall be deemed to have been appropriated for the purpose and in the manner expressed in the schedules attached to this Law.



SCHEDULE I
SUMMARY OF PROPOSED BUDGET 2025

Item	2024 Original Budget	2025 Proposed Budget
Opening Balance		
Recurrent Revenue	163,465,005,000.00	256,014,575,000.00
11 - GOVERNMENT SHARE OF FAAC	107,930,230,000.00	223,150,000,000.00
12 - INDEPENDENT REVENUE	55,534,775,000.00	32,864,575,000.00
Recurrent Expenditure	118,358,079,515.00	151,680,000,000.00
21 - PERSONNEL COST	35,579,537,000.00	58,386,834,000.00
22 - OTHER RECURRENT COSTS, of which:	82,778,542,515.00	93,293,166,000.00
Other Non Debt Recurrent	66,942,278,786.00	78,159,166,000.00
Debt Service	15,836,263,729.00	15,134,000,000.00
Transfer to Capital Account	45,106,925,485.00	104,334,575,000.00
Other Receipts	263,098,666,000.00	290,000,000,000.00
13 - AID AND GRANTS	181,098,666,000.00	188,000,000,000.00
14 - CAPITAL DEVELOPMENT FUND (CDF) RECEIPTS	82,000,000,000.00	102,000,000,000.00
23 - CAPITAL EXPENDITURE (Capital Expenditure)	308,205,591,485.00	394,334,575,000.00
Total Revenue (including OB)	426,563,671,000.00	546,014,575,000.00
Total Expenditure	426,563,671,000.00	546,014,575,000.00

DL




SCHEDULE II
SUMMARY OF MDA EXPENDITURE

Administrative Unit	Total Recurrent Expenditure	Capital Expenditure	Total Expenditure
<i>Total Expenditure</i>	151,680,000,000	394,334,575,000	546,014,575,000
ADMINISTRATIVE SECTOR	68,100,094,440	44,755,000,000	112,855,094,440
GOVERNMENT HOUSE ADMINISTRATION	16,539,112,440	3,299,000,000	19,838,112,440
GOVERNMENT HOUSE ADMINISTRATION	1,739,400,000	1,280,000,000	3,019,400,000
OFFICE OF THE DEPUTY GOVERNOR	1,283,000,000	-	1,283,000,000
OFFICE OF THE EXECUTIVE GOVERNOR	9,900,800,000	-	9,900,800,000
OFFICE OF THE CHIEF OF STAFF	225,050,000	-	225,050,000
PRINCIPAL PRIVATE SECRETARY – PPS	71,850,000	-	71,850,000
MEDIA AND COMMUNICATION UNIT	397,400,000	85,000,000	482,400,000
GOVERNMENT ENTERPRISES AND EMPOWERMENT PROGRAMME (GEEP)	354,050,000	-	354,050,000
DIRECTORATE OF POLITICAL & INTER PARTY RELATIONS	148,000,000	-	148,000,000
INTER- COMMUNITY RELATIONS	42,100,000	-	42,100,000
NON GOVERNMENTAL ORGANISATIONS/PROTOCOL	488,600,000	-	488,600,000
ZAMFARA GEOGRAPHIC INFORMATION SYSTEM (ZAGIS)	194,360,440	1,400,000,000	1,594,360,440
INTERGOVERNMENTAL RELATIONS OFFICE	142,950,000	-	142,950,000
BUREAU FOR PUBLIC PROCUREMENT (BPP)	112,470,000	450,000,000	562,470,000
OFFICE OF THE SURVEYOR GENERAL	44,700,000	-	44,700,000
ZAMFARA INVESTMENT PROMOTION AGENCY	254,000,000	84,000,000	338,000,000
ECONOMIC AND FINANCE MATTERS	87,500,000	-	87,500,000
SPECIAL DUTIES	152,350,000	-	152,350,000
HUMANITARIAN AND RELIEF MATTERS	171,150,000	-	171,150,000



Administrative Unit	Total Recurrent Expenditure	Capital Expenditure	Total Expenditure
NATIONAL SOCIAL INVESTMENT PROGRAMME (N-SIP)	63,800,000	-	63,800,000
ZAMFARA EMERGENCY MANAGEMENT AGENCY	81,650,000	-	81,650,000
HOME-GROWN SCHOOL FEEDING PROGRAMME	10,882,000	-	10,882,000
ZAMFARA STATE CASH TRANSFER UNIT	52,350,000	-	52,350,000
DOMESTIC AFFAIRS UNIT	196,600,000	-	196,600,000
INFRASTRUCTURE AND URBAN RENEWAL PROJECTS IMPLEMENTATION UNIT	154,200,000	-	154,200,000
STATE ASSEMBLY	2,340,920,000	2,300,000,000	4,640,920,000
ZAMFARA STATE HOUSE OF ASSEMBLY	2,081,320,000	2,300,000,000	4,381,320,000
HOUSE OF ASSEMBLY SERVICE COMMISSION	259,600,000	-	259,600,000
MINISTRY OF INFORMATION AND CULTURE	2,146,320,000	3,106,000,000	5,252,320,000
MINISTRY OF INFORMATION AND CULTURE	730,500,000	2,782,000,000	3,512,500,000
HISTORY BUREAU	61,490,000	-	61,490,000
COUNCIL FOR ARTS AND CULTURE	174,800,000	250,000,000	424,800,000
ZAMFARA STATE RADIO AM	275,890,000	-	275,890,000
ZAMFARA STATE TELEVISION SERVICES	118,150,000	-	118,150,000
ZAMFARA STATE GOLD CITY FM RADIO	107,790,000	-	107,790,000
MEDIA CORPORATION	366,800,000	-	366,800,000
CENSORSHIP BOARD	138,900,000	-	138,900,000
PRINTING AND PUBLISHING COMPANY (LEGACY NEWSPAPER) AND GOVERNMENT PRINTING PRESS	172,000,000	74,000,000	246,000,000
MINISTRY OF INTERNAL SECURITY AND HOME AFFAIRS	19,288,070,000	13,000,000,000	32,288,070,000
MINISTRY OF INTERNAL SECURITY AND HOME AFFAIRS	16,651,370,000	13,000,000,000	29,651,370,000

Administrative Unit	Total Recurrent Expenditure	Capital Expenditure	Total Expenditure
SECURITY TRUST FUND OFFICE	1,938,100,000	-	1,938,100,000
COMMUNITY PROTECTION GUARDS (CPG)	698,600,000	-	698,600,000
HEAD OF CIVIL SERVICE	14,608,686,000	440,000,000	15,048,686,000
PUBLIC SERVICE OFFICE	2,514,576,000	440,000,000	2,954,576,000
ESTABLISHMENT & HUMAN RESOURCE DEVELOPMENT	815,100,000	-	815,100,000
DIRECTORATE OF LABOUR MATTERS	8,280,000	-	8,280,000
STATE AND LOCAL GOVERNMENT PENSION COMMISSION	11,270,730,000	-	11,270,730,000
AUDITOR GENERAL	476,036,000	-	476,036,000
OFFICE OF THE AUDITOR GENERAL (STATE)	280,500,000	-	280,500,000
OFFICE OF THE AUDITOR GENERAL FOR LOCAL GOVERNMENTS	195,536,000	-	195,536,000
CIVIL SERVICE COMMISSION	162,820,000	100,000,000	262,820,000
CIVIL SERVICE COMMISSION	162,820,000	100,000,000	262,820,000
ZAMFARA STATE INDEPENDENT ELECTORAL COMMISSION	274,420,000	155,000,000	429,420,000
ZAMFARA STATE INDEPENDENT ELECTORAL COMMISSION	274,420,000	155,000,000	429,420,000
LOCAL GOVERNMENT SERVICE COMMISSION	319,850,000	60,000,000	379,850,000
LOCAL GOVERNMENT SERVICE COMMISSION	319,850,000	60,000,000	379,850,000
OFFICE OF THE SECRETARY TO THE STATE GOVERNMENT	9,003,890,000	20,035,000,000	29,038,890,000
CABINET AFFAIRS	4,161,000,000	-	4,161,000,000
GENERAL SERVICES	1,051,100,000	18,635,000,000	19,686,100,000
STATE EXECUTIVE COUNCIL SECRETARIAT	88,550,000	-	88,550,000
LIAISON OFFICE ABUJA	13,800,000	-	13,800,000
HISBAH COMMISSION	445,400,000	60,000,000	505,400,000
QUOTA SYSTEM AND RECRUITMENT	90,460,000	-	90,460,000
HUMAN CAPITAL	82,100,000	-	82,100,000


Administrative Unit	Total Recurrent Expenditure	Capital Expenditure	Total Expenditure
DEVELOPMENT			
ZAMFARA INFORMATION TECHNOLOGY DEVELOPMENT AGENCY (ZITDA)	731,700,000	1,340,000,000	2,071,700,000
ZAMFARA AGENCY FOR THE CONTROL OF AIDS (ZAMSACA)	110,130,000	-	110,130,000
HAJJ COMMISSION	2,069,200,000	-	2,069,200,000
DIRECTORATE OF POVERTY ALLEVIATION AGENCY	60,050,000	-	60,050,000
SUBSTANCE ABUSE AND HUMAN TRAFFICKING AGENCY	100,400,000	-	100,400,000
MINISTRY FOR RELIGIOUS AFFAIRS	2,939,970,000	3,260,000,000	5,199,970,000
MINISTRY FOR RELIGIOUS AFFAIRS	702,670,000	2,550,000,000	2,252,670,000
ULAMA CONSULTATIVE COUNCIL	90,550,000	-	90,550,000
ZAKKAT AND ENDOWMENT BOARD	2,118,550,000	710,000,000	2,828,550,000
DIRECTORATE OF RELIGIOUS MATTERS	28,200,000	-	28,200,000
ECONOMIC SECTOR	37,965,047,000	215,274,575,000	253,239,622,000
MINISTRY OF AGRICULTURE	4,716,018,000	30,000,000,000	34,716,018,000
MINISTRY OF AGRICULTURE	3,564,520,000	29,600,000,000	33,164,520,000
COLLEGE OF AGRICULTURE, ANIMAL SCIENCE AND TECHNOLOGY, BAKURA	656,828,000	-	656,828,000
ZAMFARA AGRICULTURAL DEVELOPMENT AGENCY (ZADA)	285,850,000	-	285,850,000
ZAMFARA STATE IFAD – CAPS	3,900,000	-	3,900,000
SECOND LIVESTOCK DEVELOPMENT PROJECT	33,450,000	-	33,450,000
RURAL ACCESS AND AGRICULTURAL MARKETING PROJECT (RAAMP)	10,670,000	400,000,000	410,670,000
FARMER'S AGRICULTURAL SUPPLY COMPANY (FASCOM)	160,800,000	-	160,800,000
MINISTRY OF FINANCE	27,275,553,000	5,050,000,000	32,325,553,000
MINISTRY OF FINANCE	4,906,180,000	4,050,000,000	8,956,180,000
BOARD OF SURVEY	16,050,000	-	16,050,000
STORE CONTROL UNIT	14,500,000	-	14,500,000
DEBT MANAGEMENT OFFICE	15,206,973,000	-	15,206,973,000



Administrative Unit	Total Recurrent Expenditure	Capital Expenditure	Total Expenditure
OFFICE OF THE ACCOUNTANT GENERAL	5,879,900,000	-	5,879,900,000
PROJECT FINANCE MANAGEMENT UNIT	13,600,000	-	13,600,000
BOARD OF INTERNAL REVENUE	1,238,350,000	1,000,000,000	2,238,350,000
MINISTRY OF COMMERCE, INDUSTRY & TOURISM	1,605,340,000	13,690,000,000	15,295,340,000
MINISTRY OF COMMERCE, INDUSTRY & TOURISM	270,650,000	13,647,000,000	13,917,650,000
COMMODITY, MARKETING AND DISTRIBUTION COMPANY	1,176,960,000	-	1,176,960,000
AMUSEMENT PARK	25,720,000	-	25,720,000
INVESTMENT AND PROPERTY DEVELOPMENT COMPANY	89,550,000	43,000,000	132,550,000
HOTELS AND TOURISM MANAGEMENT BOARD	42,460,000	-	42,460,000
MINISTRY OF WORKS AND INFRASTRUCTURE	2,574,160,000	106,239,575,000	108,813,735,000
MINISTRY OF WORKS AND INFRASTRUCTURE	458,600,000	103,499,575,000	103,958,175,000
ZAMFARA URBAN, RURAL ELECTRIFICATION AND TELECOMMUNICATION AGENCY (ZURETA)	103,550,000	-	103,550,000
WORKS SCHOOL	21,775,000	-	21,775,000
ZAMFARA ROADS AGENCY (ZARA)	78,000,000	-	78,000,000
ZAMFARA ROADS TRAFFIC AGENCY (ZAROTA)	359,800,000	-	359,800,000
ZAMFARA STATE FIRE SERVICE	473,750,000	910,000,000	1,383,750,000
VEHICLE INSPECTION OFFICE (VIO)	20,895,000	-	20,895,000
ZAMAFARA STATE WATER CORPORATION	924,740,000	730,000,000	1,654,740,000
RURAL WATER SUPPLY AND SANITATION AGENCY (RUWATSAN)	71,650,000	440,000,000	511,650,000
DIRECTORATE OF RURAL WATER SUPPLY	61,400,000	660,000,000	721,400,000
MINISTRY OF BUDGET AND PLANNING	1,271,650,000	56,120,000,000	57,391,650,000
MINISTRY OF BUDGET AND PLANNING	696,350,000	56,120,000,000	56,816,350,000

Administrative Unit	Total Recurrent Expenditure	Capital Expenditure	Total Expenditure
SUSTAINABLE DEVELOPMENT GOALS	65,950,000	-	65,950,000
STATE OPERATIONS COORDINATING UNIT (SOCU)	196,300,000	-	196,300,000
ZAMFARA INTEGRATED INFRASTRUCTURE MASTER PLAN	82,100,000	-	82,100,000
STATE BUREAU OF STATISTICS	230,950,000	-	230,950,000
MINISTRY OF HOUSING AND URBAN DEVELOPMENT	522,326,000	4,175,000,000	4,697,326,000
MINISTRY OF HOUSING AND URBAN DEVELOPMENT	160,186,000	4,150,000,000	4,310,186,000
HOUSING CORPORATION	53,000,000	-	53,000,000
ZAMFARA URBAN AND REGIONAL PLANNING BOARD (ZUREPB)	309,140,000	25,000,000	334,140,000
LAW AND JUSTICE SECTOR	5,555,460,000	3,200,000,000	8,755,460,000
JUDICIARY	4,188,830,000	3,160,000,000	7,348,830,000
HIGH COURT OF JUSTICE	1,143,380,000	1,445,000,000	2,588,380,000
SHARI'AH COURT OF APPEAL	2,784,600,000	1,715,000,000	4,499,600,000
JUDICIAL SERVICE COMMISSION	260,850,000	-	260,850,000
MINISTRY OF JUSTICE	1,366,630,000	40,000,000	1,406,630,000
MINISTRY OF JUSTICE	1,072,930,000	-	1,072,930,000
LAW REFORM COMMISSION	17,900,000	-	17,900,000
DIRECTORATE OF JUDICIAL SERVICES AND LEGAL MATTERS	24,300,000	-	24,300,000
ANTI-CORRUPTION AND PUBLIC COMPLAINTS COMMISSION	251,500,000	40,000,000	291,500,000
SOCIAL SECTOR	40,059,398,560	130,105,000,000	170,164,398,560
MINISTRY OF YOUTH AND SPORTS DEVELOPMENT	1,078,150,000	9,600,000,000	10,678,150,000
MINISTRY OF YOUTH AND SPORTS DEVELOPMENT	481,540,000	9,600,000,000	10,081,540,000
SPORTS COUNCIL	536,710,000	-	536,710,000
DIRECTORATE FOR JOB CREATION AND SKILLS ACQUISITION	59,900,000	-	59,900,000
MINISTRY OF WOMEN AND SOCIAL DEVELOPMENT	520,460,000	4,905,000,000	5,425,460,000



Administrative Unit	Total Recurrent Expenditure	Capital Expenditure	Total Expenditure
MINISTRY OF WOMEN AND SOCIAL DEVELOPMENT	498,060,000	4,905,000,000	5,403,060,000
MENTAL HOME	22,400,000	-	22,400,000
MINISTRY OF EDUCATION, SCIENCE AND TECHNOLOGY	24,264,806,461	55,400,000,000	79,664,806,461
MINISTRY OF EDUCATION, SCIENCE AND TECHNOLOGY	5,653,926,000	55,012,000,000	60,665,926,000
ARABIC AND ISLAMIC EDUCATION BOARD	1,764,985,200	-	1,764,985,200
STATE UNIVERSAL BASIC EDUCATION BOARD	743,930,000	-	743,930,000
QUALITY ASSURANCE AUTHORITY	111,850,000	-	111,850,000
SENIOR SECONDARY SCHOOLS MANAGEMENT BOARD	4,302,040,261	388,000,000	4,690,040,261
LIBRARY BOARD	39,540,000	-	39,540,000
AGENCY FOR MASS EDUCATION BOARD	346,850,000	-	346,850,000
AGENCY FOR NOMADIC EDUCATION	161,625,000	-	161,625,000
ABDU GUSAU POLYTECHNIC, TALATA MAFARA	1,646,150,000	-	1,646,150,000
ZAMFARA STATE UNIVERSITY, TALATA MAFARA	1,277,900,000	-	1,277,900,000
TEACHERS SERVICE BOARD	4,257,750,000	-	4,257,750,000
SCHOLARSHIP BOARD	1,797,280,000	-	1,797,280,000
COLLEGE OF EDUCATION, MARU	1,205,400,000	-	1,205,400,000
ZAMFARA COLLEGE OF ARTS AND SCIENCE (ZACAS), GUSAU	955,580,000	-	955,580,000
MINISTRY OF HEALTH	11,924,702,099	52,200,000,000	64,124,702,099
MINISTRY OF HEALTH	902,500,000	52,200,000,000	53,102,500,000
ZAMFARA CONTRIBUTORY HEALTHCARE MANAGEMENT AGENCY (ZAMCHEMA)	54,800,000	-	54,800,000
PRIMARY HEALTH CARE DEVELOPMENT AGENCY	200,500,000	-	200,500,000
HOSPITAL SERVICES MANAGEMENT BOARD	6,485,680,000	-	6,485,680,000
KING FAHAD WOMEN & CHILDREN HOSPITAL	213,140,000	-	213,140,000

Administrative Unit	Total Recurrent Expenditure	Capital Expenditure	Total Expenditure
YARIMAN BAKURA SPECIALIST HOSPITAL	1,709,670,000	-	1,709,670,000
VVF HOSPITAL (FARIDA)	24,950,000	-	24,950,000
GENERAL HOSPITAL GUSAU	45,850,000	-	45,850,000
GENERAL HOSPITAL TALATA MAFARA	17,350,000	-	17,350,000
GENERAL HOSPITAL GUMMI	17,350,000	-	17,350,000
GENERAL HOSPITAL K/NAMODA	17,350,000	-	17,350,000
GENERAL HOSPITAL ANKA	17,350,000	-	17,350,000
GENERAL HOSPITAL TSAFE	17,350,000	-	17,350,000
GENERAL HOSPITAL BAKURA	17,350,000	-	17,350,000
GENERAL HOSPITAL BUKKUYUM	17,350,000	-	17,350,000
GENERAL HOSPITAL MARADUN	17,350,000	-	17,350,000
GENERAL HOSPITAL SHIKAFI	17,350,000	-	17,350,000
GENERAL HOSPITAL DANSAUDAU	17,350,000	-	17,350,000
GENERAL HOSPITAL ZURMI	17,350,000	-	17,350,000
GENERAL HOSPITAL BUNGUDU	17,350,000	-	17,350,000
GENERAL HOSPITAL MADA	17,350,000	-	17,350,000
GENERAL HOSPITAL B/MAGAJI	17,350,000	-	17,350,000
GENERAL HOSPITAL KAGARA	17,350,000	-	17,350,000
GENERAL HOSPITAL MARU	17,350,000	-	17,350,000
GENERAL HOSPITAL MAGAMI	17,350,000	-	17,350,000
GENERAL HOSPITAL MORIKI	17,350,000	-	17,350,000
GENERAL HOSPITAL K/DAJI	17,350,000	-	17,350,000
COLLEGE OF NURSING SCIENCES, GUSAU	831,580,000	-	831,580,000
COLLEGE OF NURSING SCIENCES, ZURMI	93,750,000	-	93,750,000
COLLEGE OF HEALTH SCIENCES AND TECHOLONOGY, TSAFE	771,000,000	-	771,000,000
DRUGS AND MEDICAL CONSUMABLES MANAGEMENT AGENCY	261,632,099	-	261,632,099
MINISTRY OF ENVIRONMENT AND NATURAL RESOURCES	2,050,880,000	5,000,000,000	7,050,880,000
MINISTRY OF ENVIRONMENT AND NATURAL RESOURCES	571,210,000	5,000,000,000	5,571,210,000
FORESTRY III PROJECT	57,600,000	-	57,600,000

Administrative Unit	Total Recurrent Expenditure	Capital Expenditure	Total Expenditure
FOREST MANAGEMENT AGENCY	166,250,000	-	166,250,000
ZAMFARA ENVIRONMENTAL PROTECTION AGENCY	1,211,370,000	-	1,211,370,000
SOLID MINERALS DEVELOPMENT AGENCY	44,450,000	-	44,450,000
MINISTRY FOR LOCAL GOVERNMENT AND CHIEFTAINCY	220,400,000	3,000,000,000	3,220,400,000
MINISTRY FOR LOCAL GOVERNMENT AFFAIRS	206,600,000	3,000,000,000	3,206,600,000
COUNCIL OF CHIEFS	13,800,000	-	13,800,000

MADE AT GUSAU THIS 19TH DAY OF DEC^R 2024

This printed impression has been carefully compared by me with
**A LAW TO PROVIDE FOR THE ISSUE AND APPROPRIATION FROM
THE CONSOLIDATED REVENUE FUND OF ZAMFARA STATE,
THE SUM OF FIVE HUNDRED AND FORTY-SIX BILLION,
FOURTEEN MILLION, FIVE HUNDRED AND
SEVENTY-FIVE THOUSAND NAIRA
(N546,014,575,000.00),
2025 (1446 A.H.)**

which was passed by the Zamfara State House of Assembly and found
by me to be a true and correct printed copy of the said Bill.



MAHMUD ALIYU
CLERK TO THE HOUSE

ASSENTED BY ME, THIS 19th DAY OF December 2024
DAY OF _____ 1446 A.H.



DAUDA LAWAL
GOVERNOR, ZAMFARA STATE

